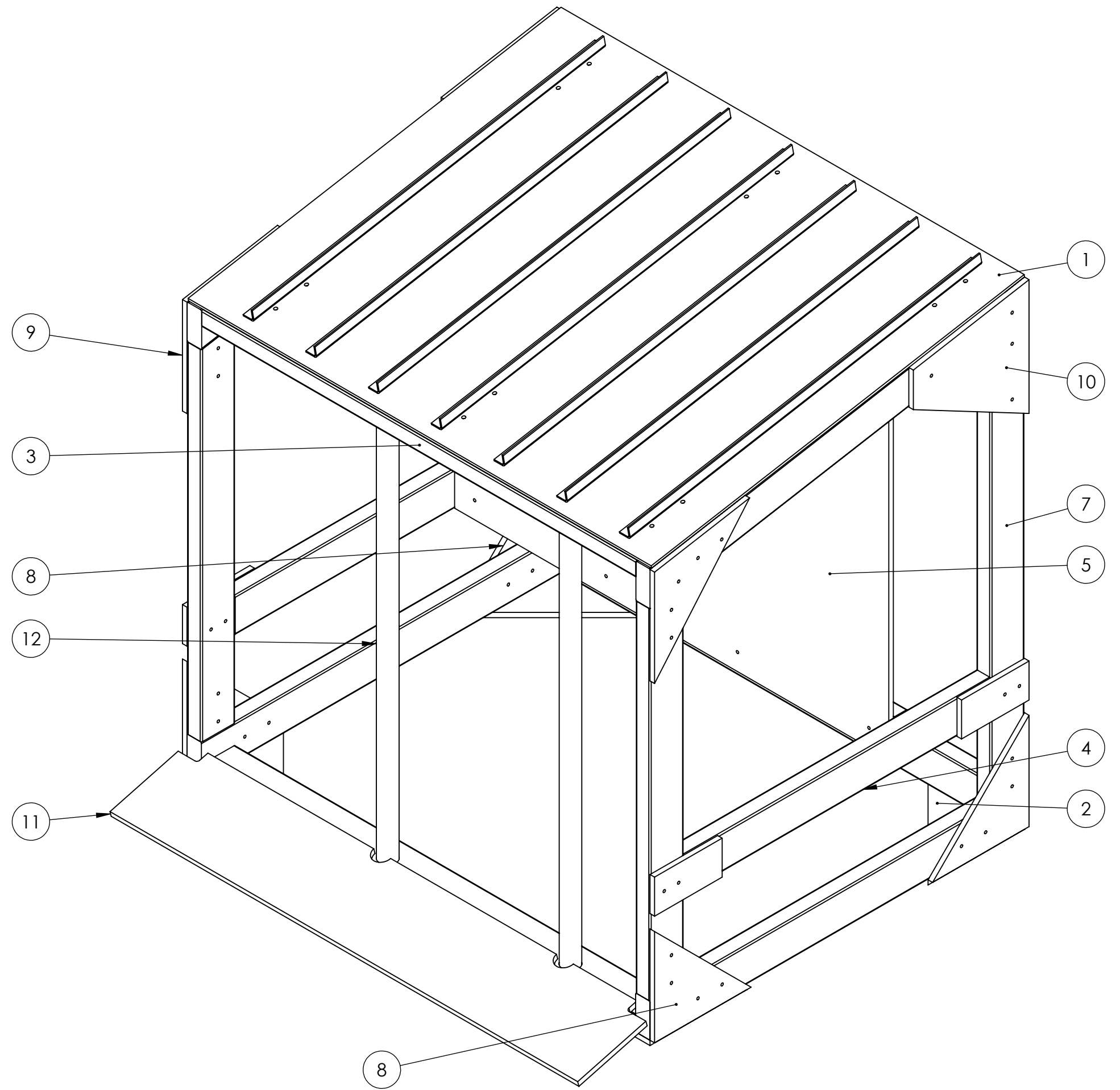


4

3



2

1



Note:
 Hardware needed:
 #8 Wood Screw x 1.5 Long Aproxamately 1 lbs
 #8 Wood Screw x 2.5 Long Aproxamately 1/4lbs
 1/4-20"x 2.5" Long Hex Head Bolts - 56 pieces
 1/4-20 " wing Nuts - 56 Pieces
 1/4" flat Washer - 56 pieces

ITEM NO.	PART NUMBER	DESCRIPTION	QTY.
1	TE-22417	Chute Assembly, Terminal	1
2	TE-22403	Base Frame, PF Terminal	1
3	TE-22404	top frame	1
4	TE-22405	Support Frame, PF Terminal	1
5	TE-22406	Divider, PF Terminal	1
6	TE-22407	Short Leg, PF Terminal	2
7	TE-22408	Long Leg, PF Terminal	2
8	TE-22409	Gusset 1, PF Terminal	4
9	TE-22410	Gusset 2, PF Terminal	2
10	TE-22411	Gusset 3, PF Terminal	2
11	TE-22412	Ramp, PF Terminal	1
12	TE-22413	Pipe, PF Terminal	2

UNLESS OTHERWISE SPECIFIED: DIMENSIONS ARE IN INCHES TOLERANCES: FRACTIONAL $\pm 1/16$ ANGULAR: MACH $\pm 1^\circ$ BEND $\pm 1^\circ$ TWO PLACE DECIMAL $\pm .13$ THREE PLACE DECIMAL $\pm .125$ MATERIAL/FINISH: DO NOT SCALE DRAWING	TEAM	NAME	DATE	 
	DRAWN	MS	1/3/2022	
PROPRIETARY AND CONFIDENTIAL THE INFORMATION CONTAINED IN THIS DRAWING IS THE SOLE PROPERTY OF FIRST® . ANY REPRODUCTION IN PART OR AS A WHOLE WITHOUT THE WRITTEN PERMISSION OF FIRST® IS PROHIBITED.				TITLE:
				Terminal Basic Assembly
COMMENTS:		REMOVE ALL BURRS AND SHARP EDGES.		SIZE
				DWG. NO.
				REV
				C TE-22400
				SCALE: 1:12
				SHEET 1 OF 4

4

3

2

1

4

3

2

1

D

D

C

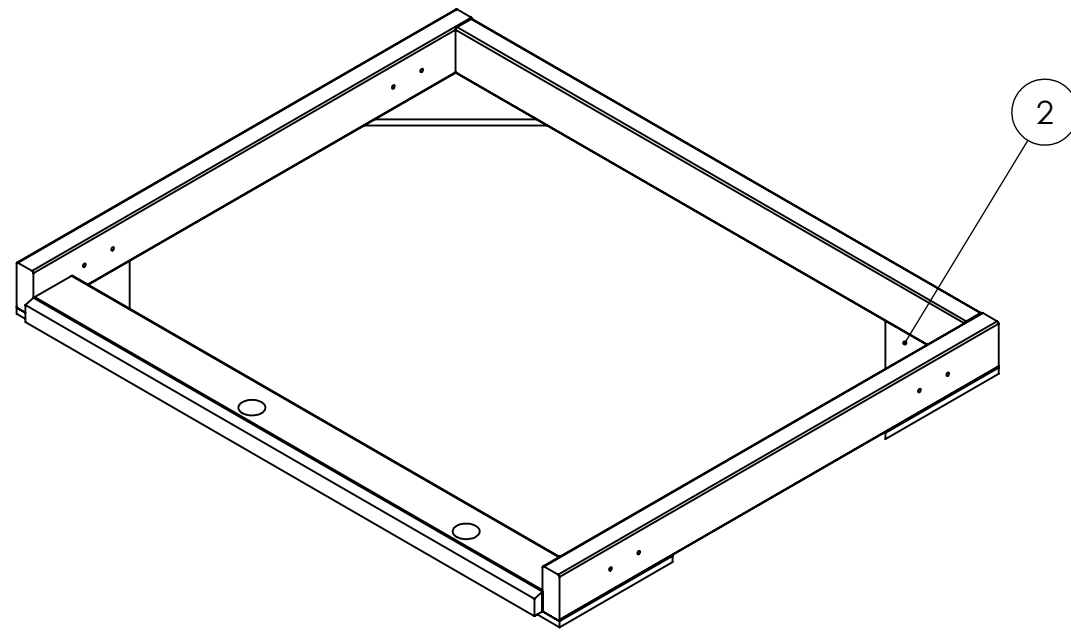
C

B

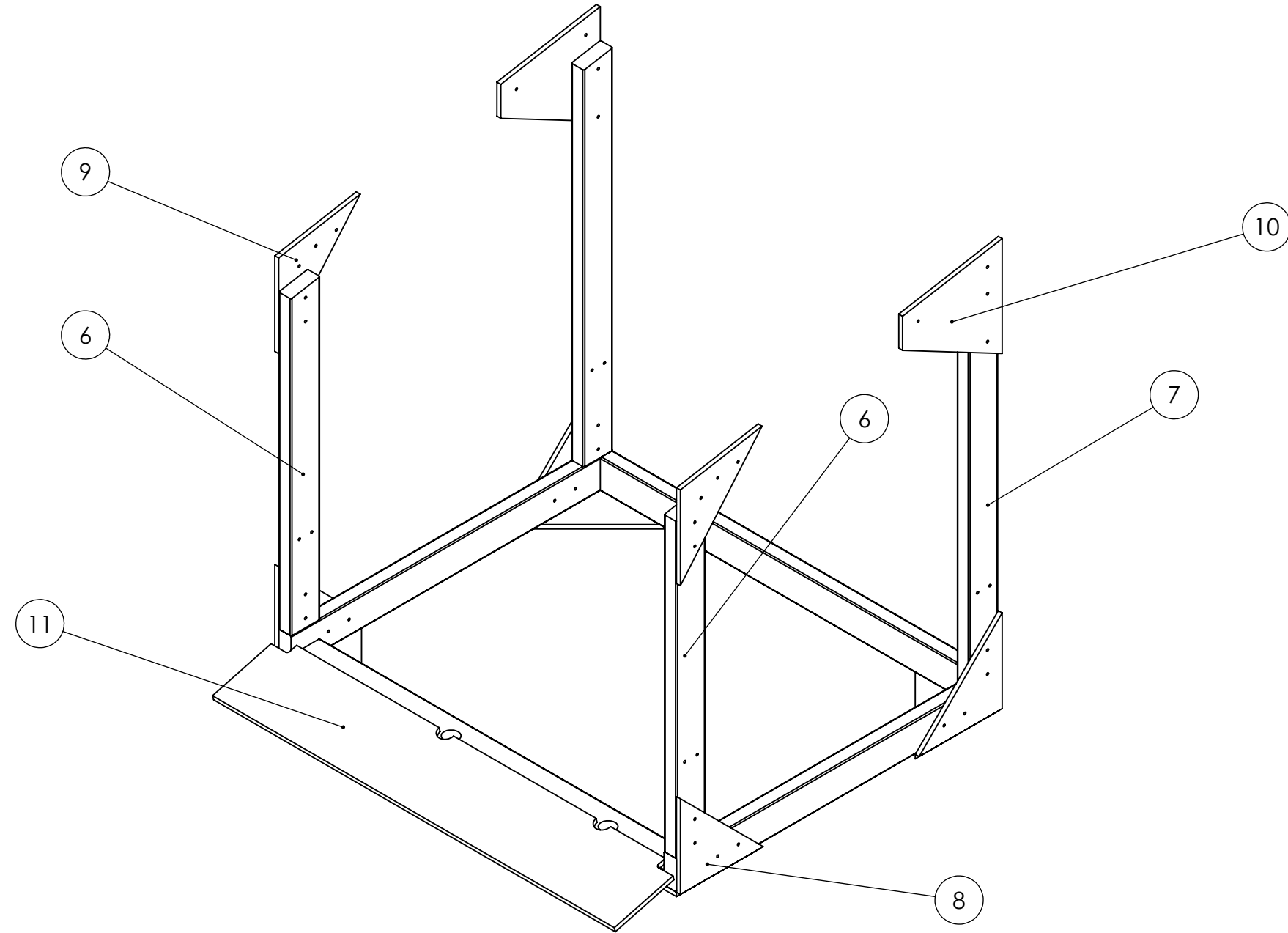
B

A



A



Place Item 2



Place Item 11 attached with wood screws to Item 2
 then attach gussets 10 6 8 with item 6 and 7 using bolt hardware

UNLESS OTHERWISE SPECIFIED: DIMENSIONS ARE IN INCHES TOLERANCES: FRACTIONAL $\pm 1/16$ ANGULAR: MACH $\pm 1^\circ$ BEND $\pm 1^\circ$ TWO PLACE DECIMAL $\pm .13$ THREE PLACE DECIMAL $\pm .125$ MATERIAL/FINISH: DO NOT SCALE DRAWING	TEAM	NAME	DATE	 	
	DRAWN	MS	1/3/2022		
	PROPRIETARY AND CONFIDENTIAL THE INFORMATION CONTAINED IN THIS DRAWING IS THE SOLE PROPERTY OF FIRST . ANY REPRODUCTION IN PART OR AS A WHOLE WITHOUT THE WRITTEN PERMISSION OF FIRST IS PROHIBITED.			TITLE: <h1>Terminal Basic Assembly</h1>	
	COMMENTS: REMOVE ALL BURRS AND SHARP EDGES.			SIZE C	DWG. NO. TE-22400
			SCALE: 1:12	SHEET 2 OF 4	

4

3

2

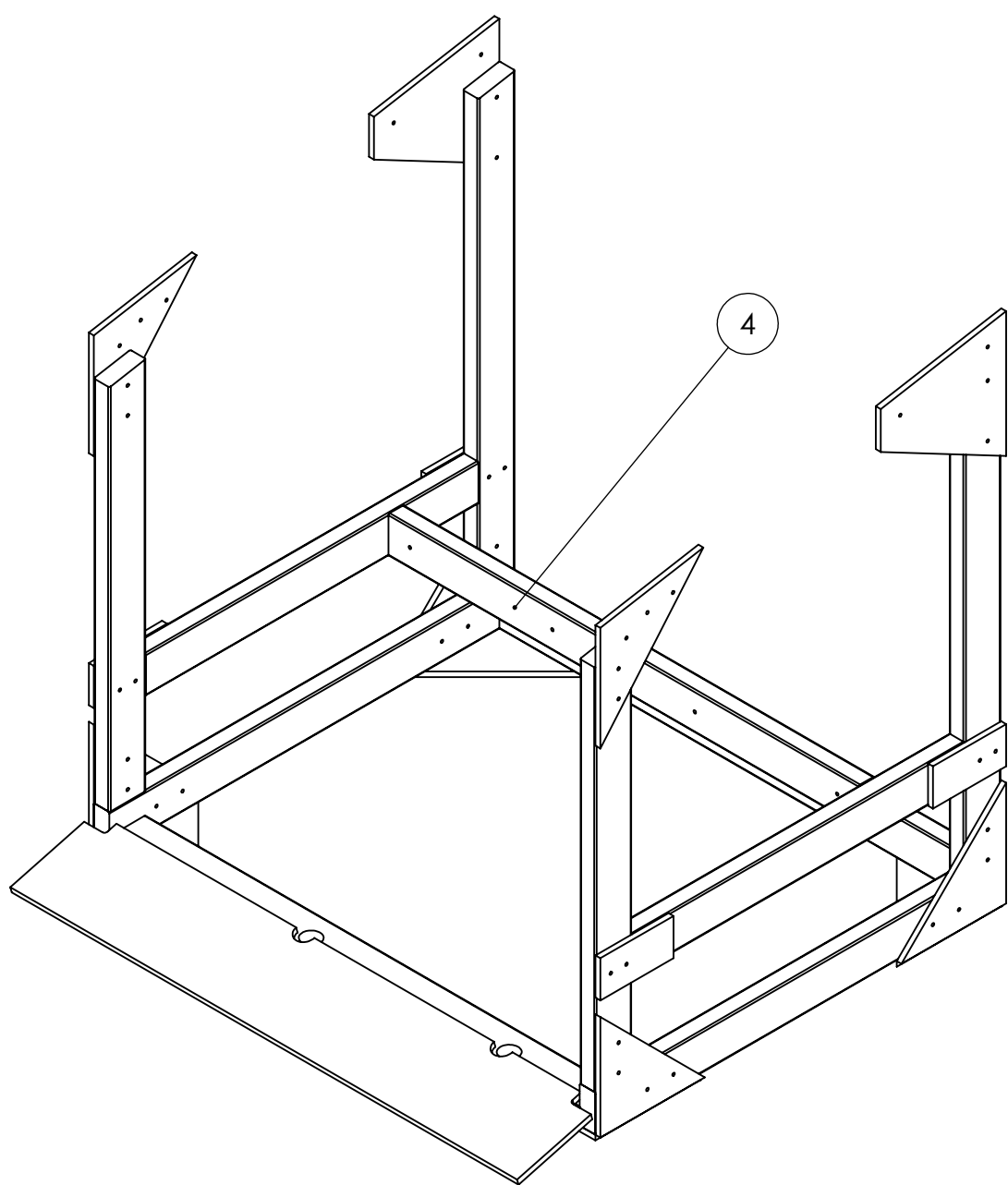
1

4

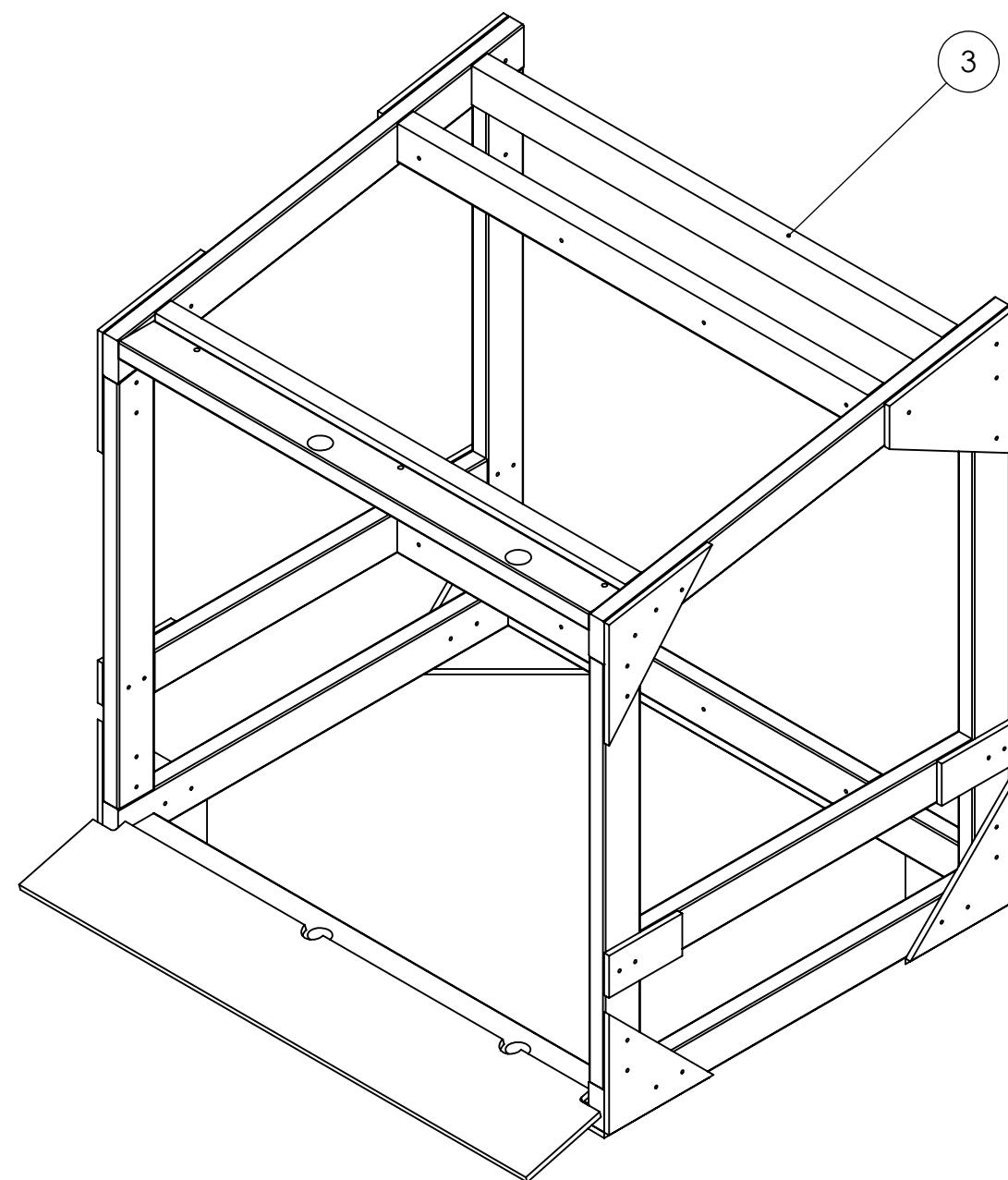
3

2



1



Attach item 4 using bolt hardware



Attach item 3 to the top using bolt hardware and woodscrews

UNLESS OTHERWISE SPECIFIED: DIMENSIONS ARE IN INCHES TOLERANCES: FRACTIONAL ±1/16 ANGULAR: MACH ±1° BEND ±1° TWO PLACE DECIMAL ±.13 THREE PLACE DECIMAL ±.125 MATERIAL/FINISH: DO NOT SCALE DRAWING	TEAM	NAME	DATE	 
	DRAWN	MS	1/3/2022	
	PROPRIETARY AND CONFIDENTIAL			TITLE: <h2 style="text-align: center;">Terminal Basic Assembly</h2>
	THE INFORMATION CONTAINED IN THIS DRAWING IS THE SOLE PROPERTY OF FIRST® . ANY REPRODUCTION IN PART OR AS A WHOLE WITHOUT THE WRITTEN PERMISSION OF FIRST® IS PROHIBITED.			
	COMMENTS:			SIZE DWG. NO. REV C TE-22400
	REMOVE ALL BURRS AND SHARP EDGES.			SCALE: 1:12 SHEET 3 OF 4

4

3

2

1

D

D

C

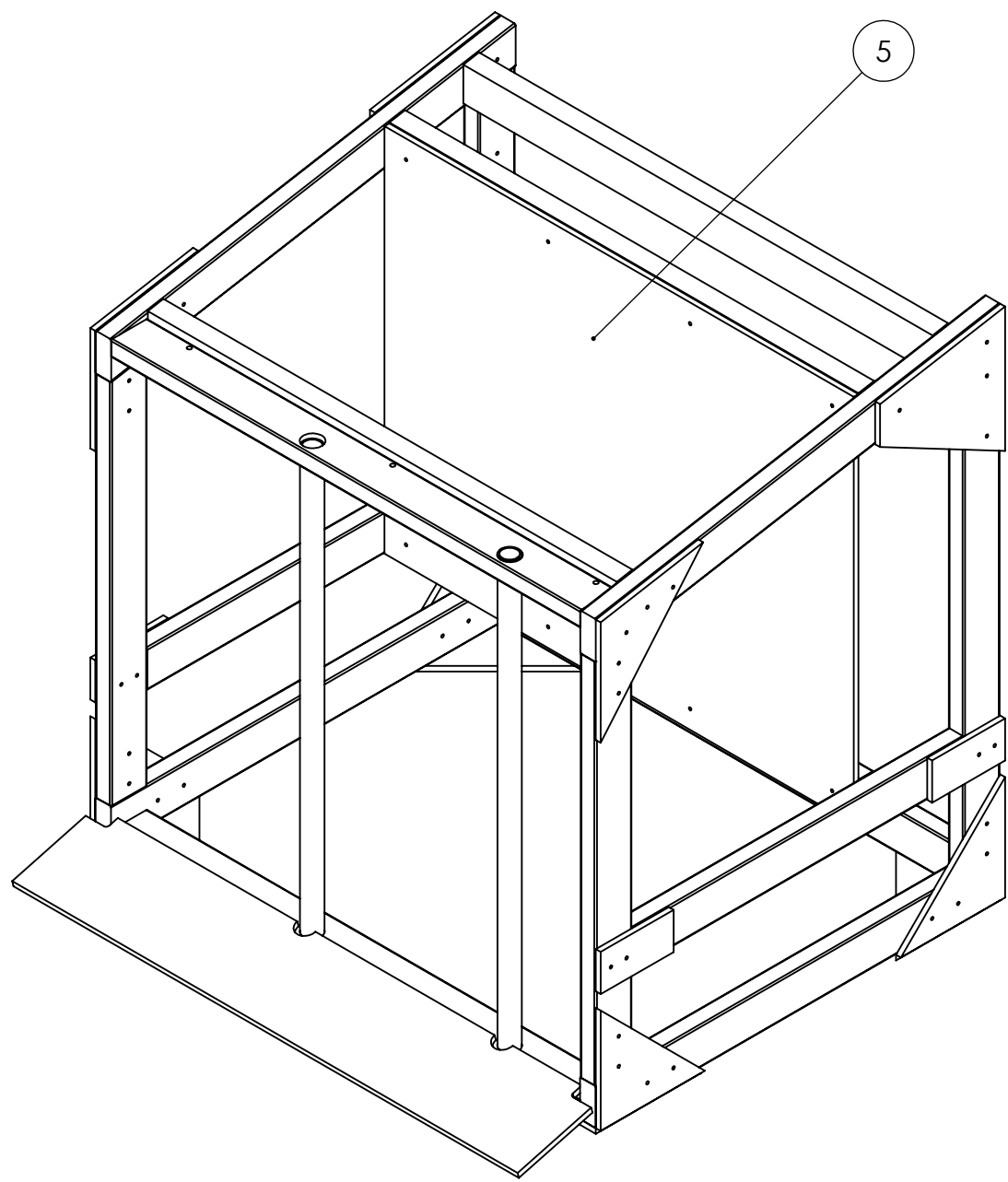
C

B

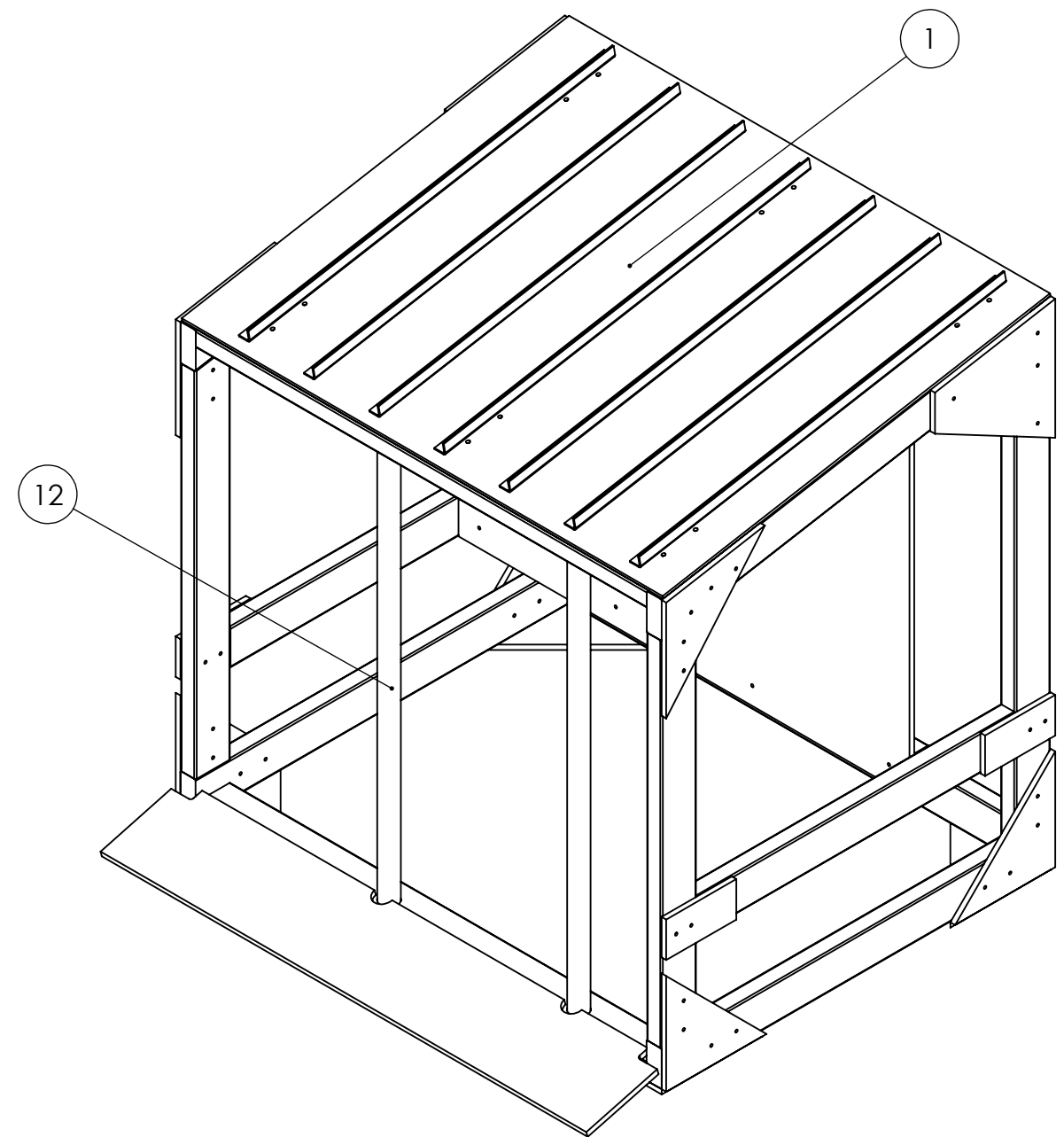
B

A



A

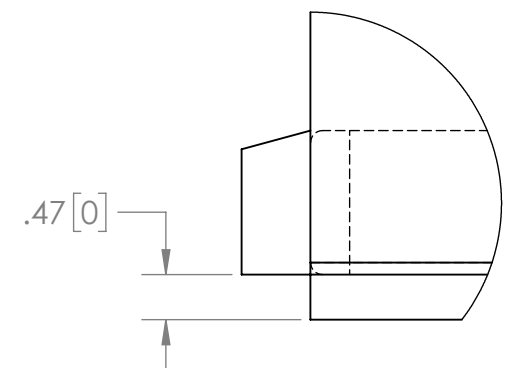
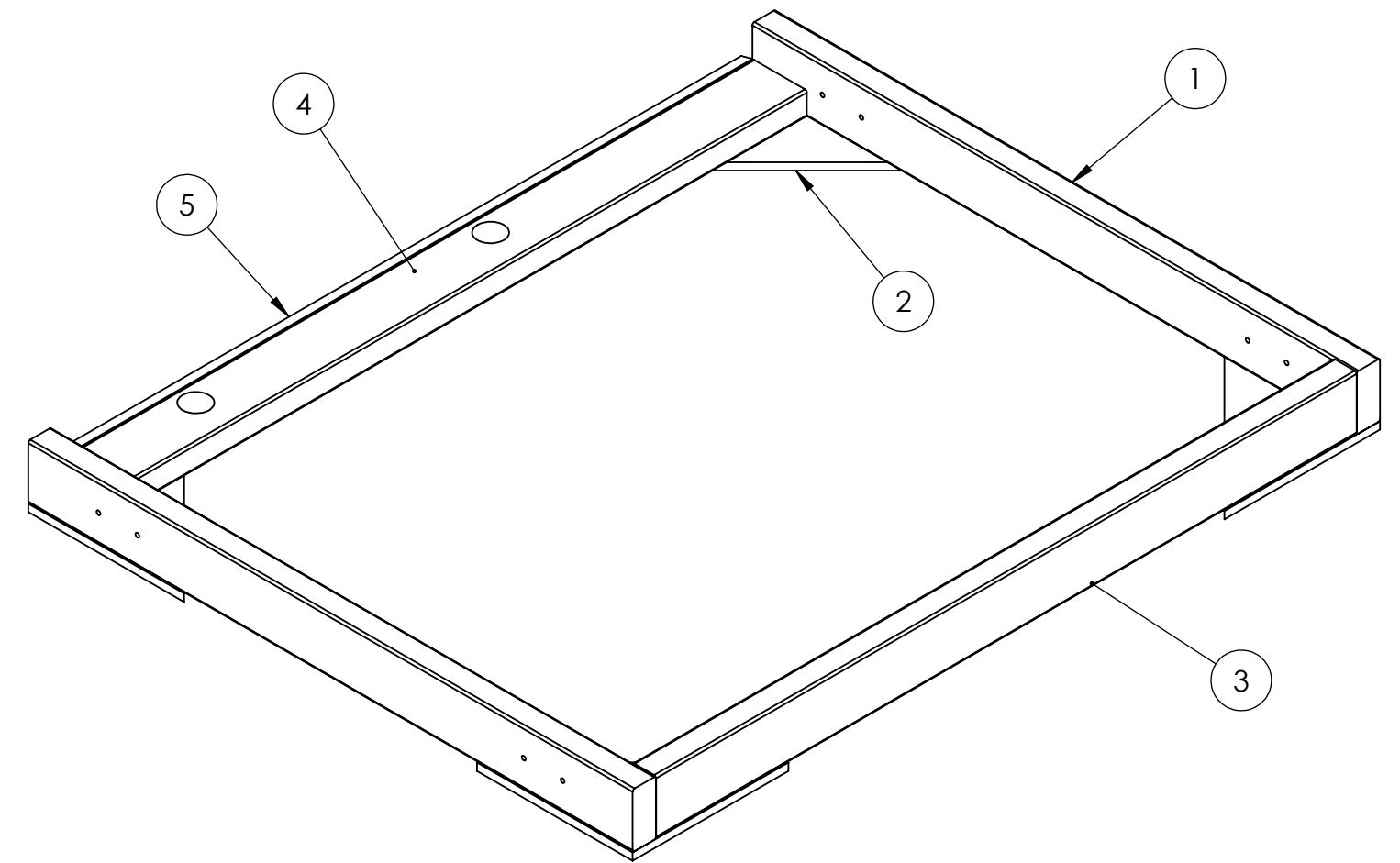
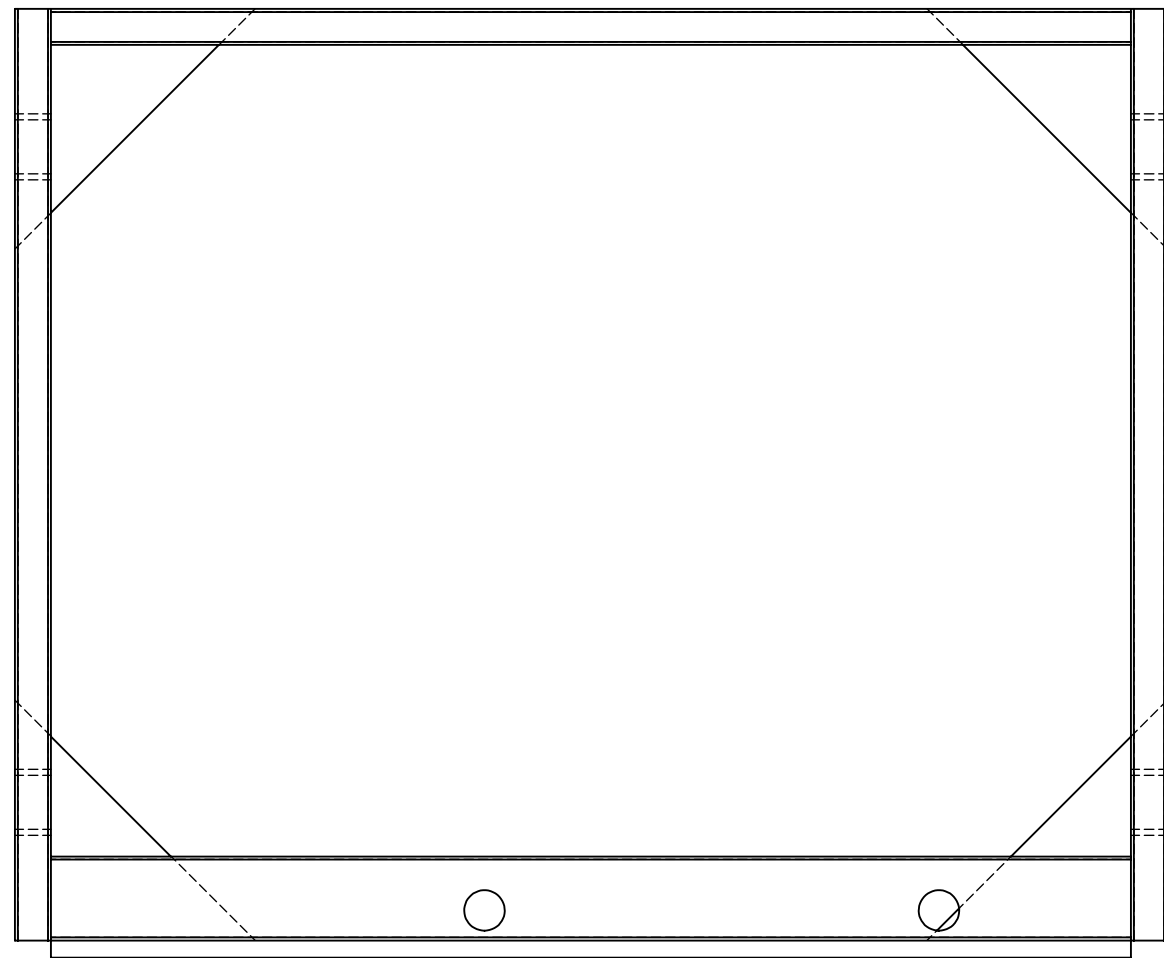


Attach item 5 using hex bolts and wingnuts or optionally, 1.5" screws.

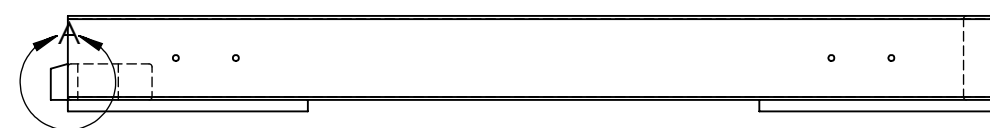
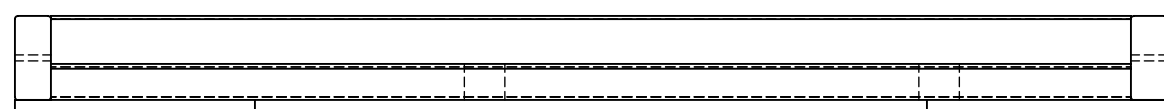


Finish by attaching item 12 in holes then top with item 1 (use screws or cable ties to secure)

UNLESS OTHERWISE SPECIFIED: DIMENSIONS ARE IN INCHES TOLERANCES: FRACTIONAL $\pm 1/16$ ANGULAR: MACH $\pm 1^\circ$ BEND $\pm 1^\circ$ TWO PLACE DECIMAL $\pm .13$ THREE PLACE DECIMAL $\pm .125$ MATERIAL/FINISH: DO NOT SCALE DRAWING	TEAM	NAME	DATE	 	
	DRAWN	MS	1/3/2022		
	PROPRIETARY AND CONFIDENTIAL THE INFORMATION CONTAINED IN THIS DRAWING IS THE SOLE PROPERTY OF FIRST . ANY REPRODUCTION IN PART OR AS A WHOLE WITHOUT THE WRITTEN PERMISSION OF FIRST IS PROHIBITED.				TITLE: <h2>Terminal Basic Assembly</h2>
	COMMENTS: REMOVE ALL BURRS AND SHARP EDGES.		SIZE: C	DWG. NO.: TE-22400	REV:
		SCALE: 1:12	SHEET 4 OF 4		





DETAIL A
SCALE 1:2



Notes:
Fasten all items using staples or wood screws.

ITEM NO.	PART NUMBER	DESCRIPTION	QTY.
1	TE-22403-01	2x4 Pine Lumber	2
2	TE-22403-02	1/2" Plywood	4
3	TE-22403-03	2x4 Pine Lumber	1
4	TE-22403-04	2x4 Pine Lumber	1
5	TE-22403-05	3/4" Plywood	1

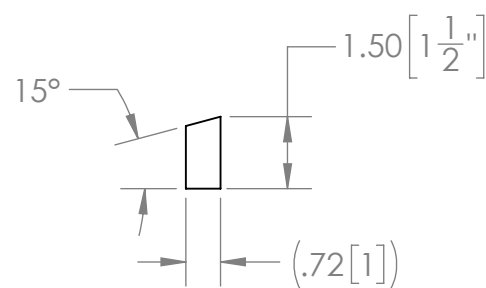
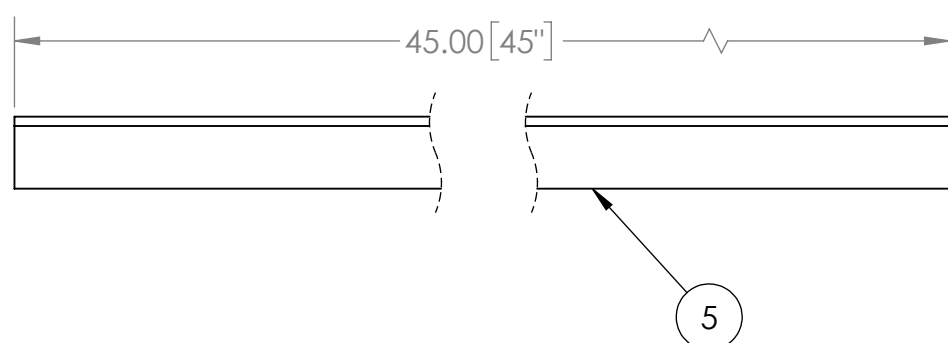
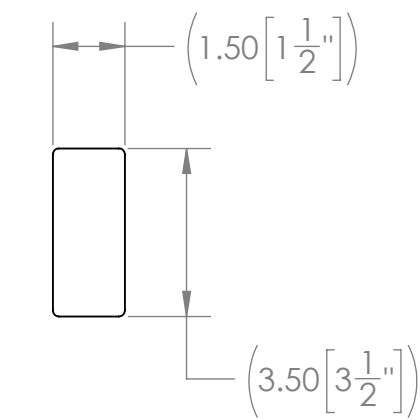
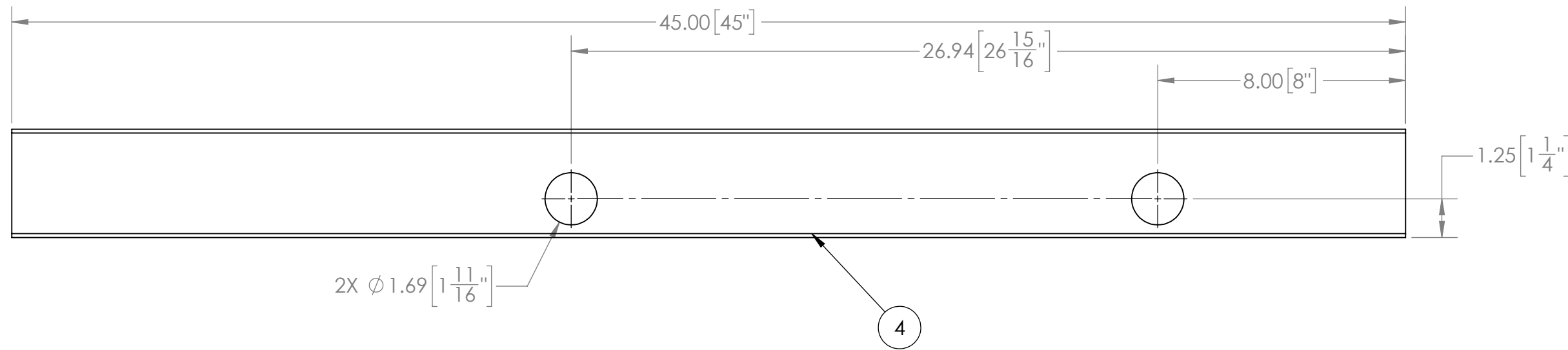
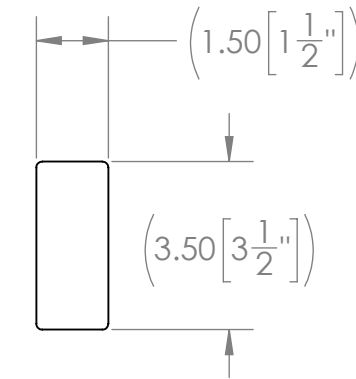
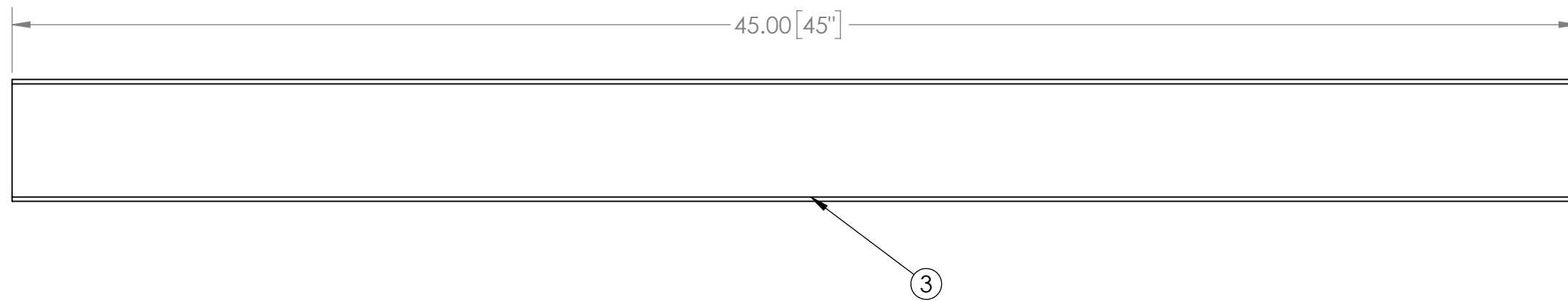
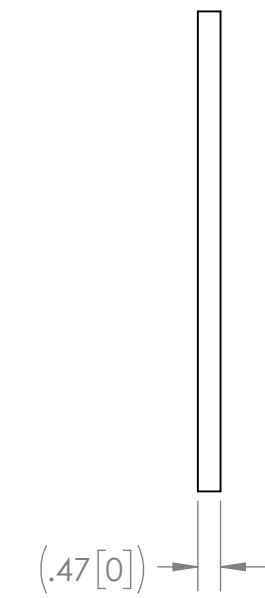
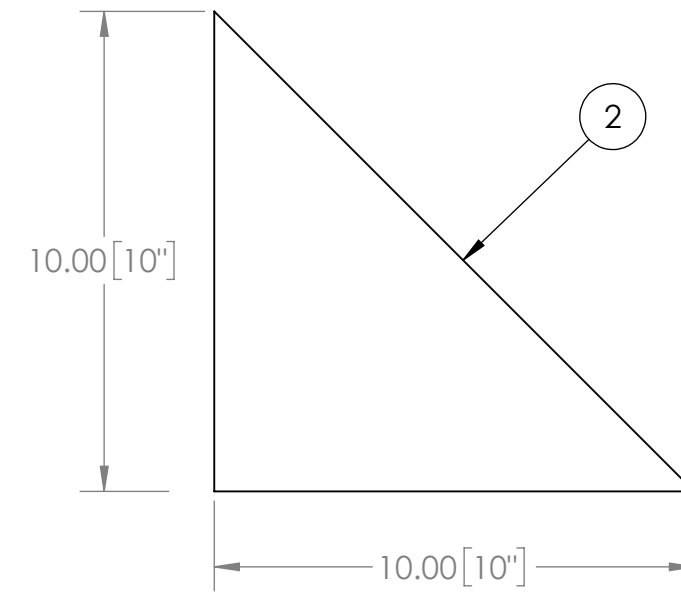
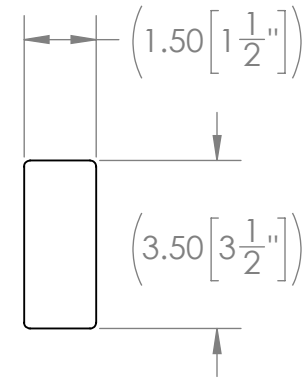
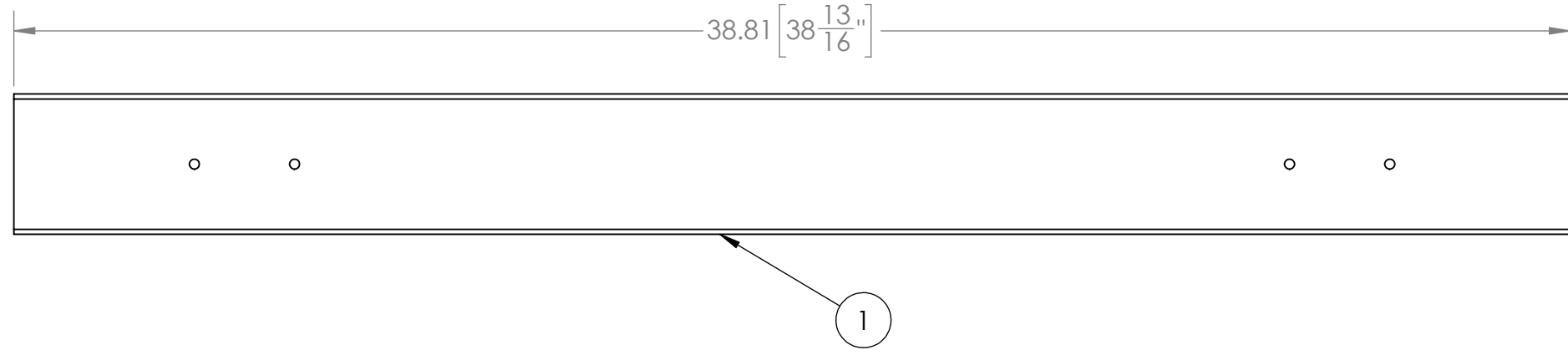
UNLESS OTHERWISE SPECIFIED: DIMENSIONS ARE IN INCHES TOLERANCES: FRACTIONAL $\pm 1/16$ ANGULAR: MACH $\pm 1^\circ$ BEND $\pm 1^\circ$ TWO PLACE DECIMAL $\pm .13$ THREE PLACE DECIMAL $\pm .125$ MATERIAL/FINISH: DO NOT SCALE DRAWING	TEAM	NAME	DATE	 
	DRAWN	DF	10/26/2021	
PROPRIETARY AND CONFIDENTIAL THE INFORMATION CONTAINED IN THIS DRAWING IS THE SOLE PROPERTY OF FIRST . ANY REPRODUCTION IN PART OR AS A WHOLE WITHOUT THE WRITTEN PERMISSION OF FIRST IS PROHIBITED.				TITLE:
				Base Frame, PF Terminal
SIZE		DWG. NO.	REV	
C		TE-22403		
SCALE: 1:8		SHEET 1 OF 2		

4

3

2

1



UNLESS OTHERWISE SPECIFIED:

DIMENSIONS ARE IN INCHES
 TOLERANCES:
 FRACTIONAL ± 1/16
 ANGULAR: MACH ± 1° BEND ± 1°
 TWO PLACE DECIMAL ± .13
 THREE PLACE DECIMAL ± .125

MATERIAL/FINISH:

DO NOT SCALE DRAWING

TEAM	NAME	DATE
DRAWN	DF	10/26/2021

PROPRIETARY AND CONFIDENTIAL
 THE INFORMATION CONTAINED IN THIS DRAWING IS THE SOLE PROPERTY OF **FIRST®**. ANY REPRODUCTION IN PART OR AS A WHOLE WITHOUT THE WRITTEN PERMISSION OF **FIRST®** IS PROHIBITED.

COMMENTS:
 REMOVE ALL BURRS AND SHARP EDGES.

TITLE:
Base Frame, PF Terminal

SIZE	DWG. NO.	REV
------	----------	-----

C TE-22403

SCALE: 1:8	SHEET 2 OF 2
------------	--------------

4

3

2

1

D

D

C

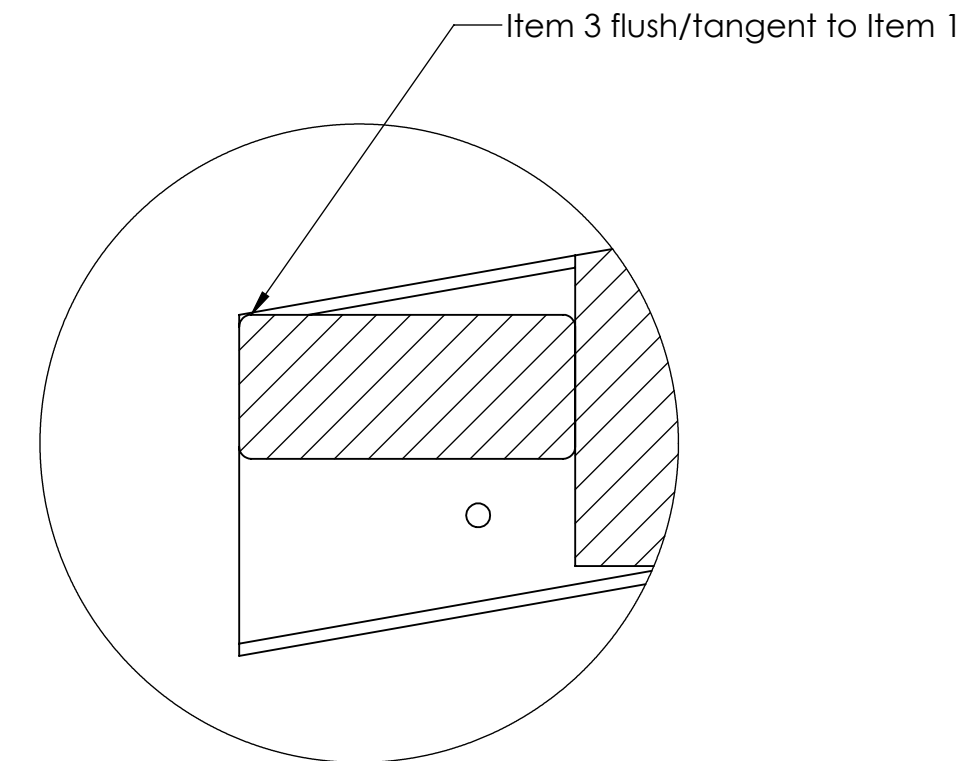
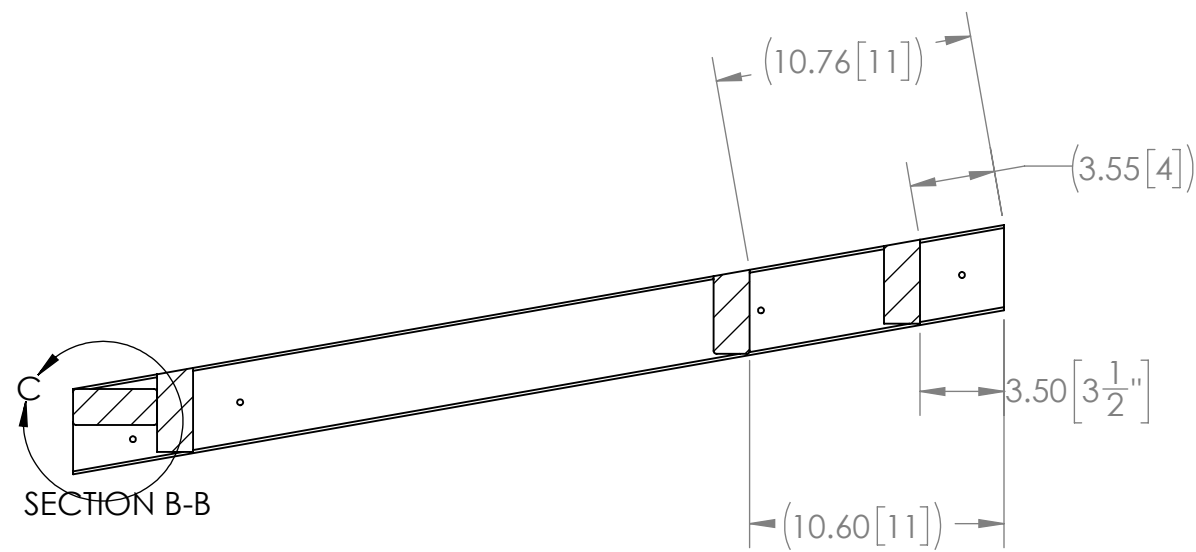
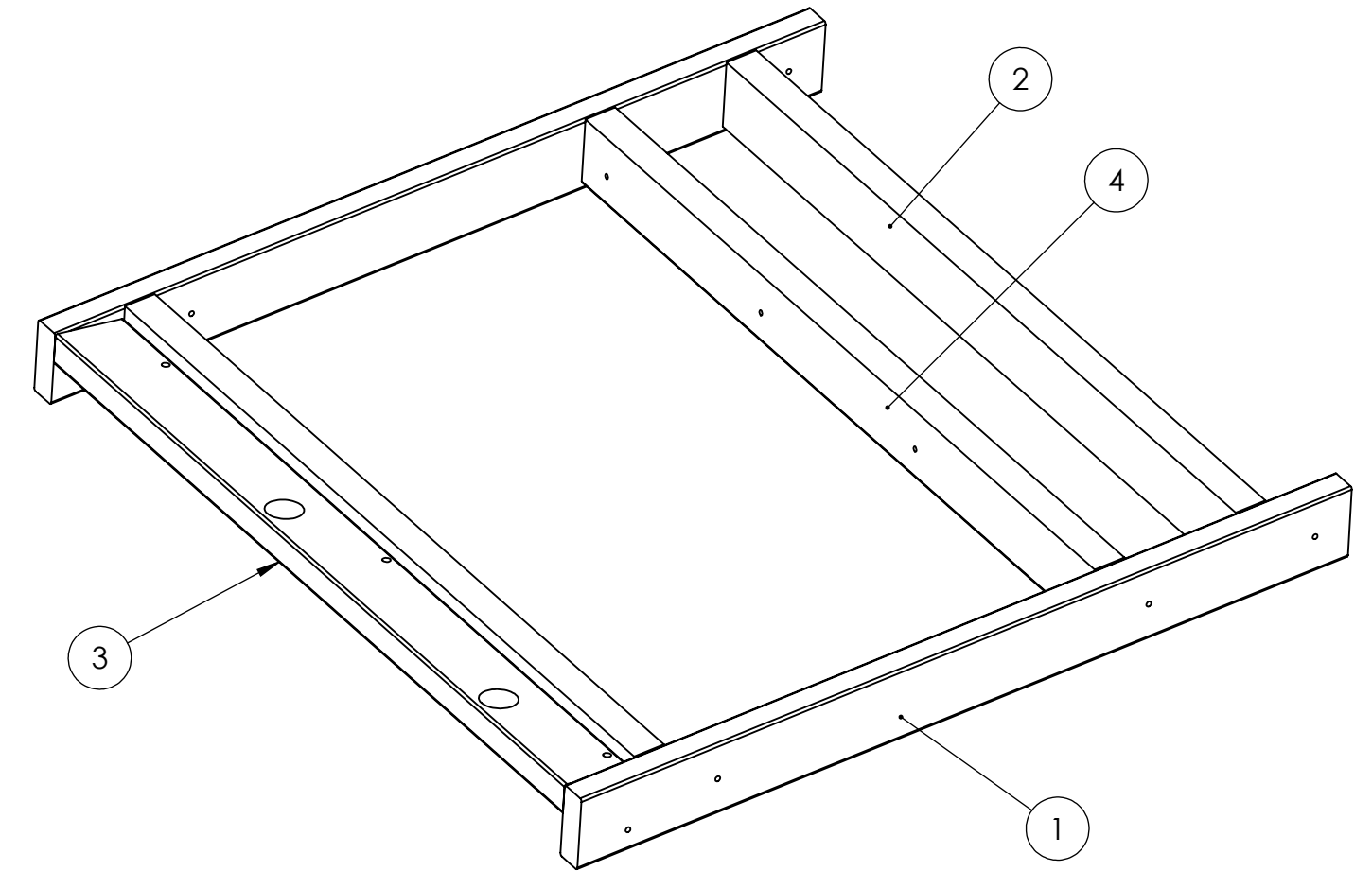
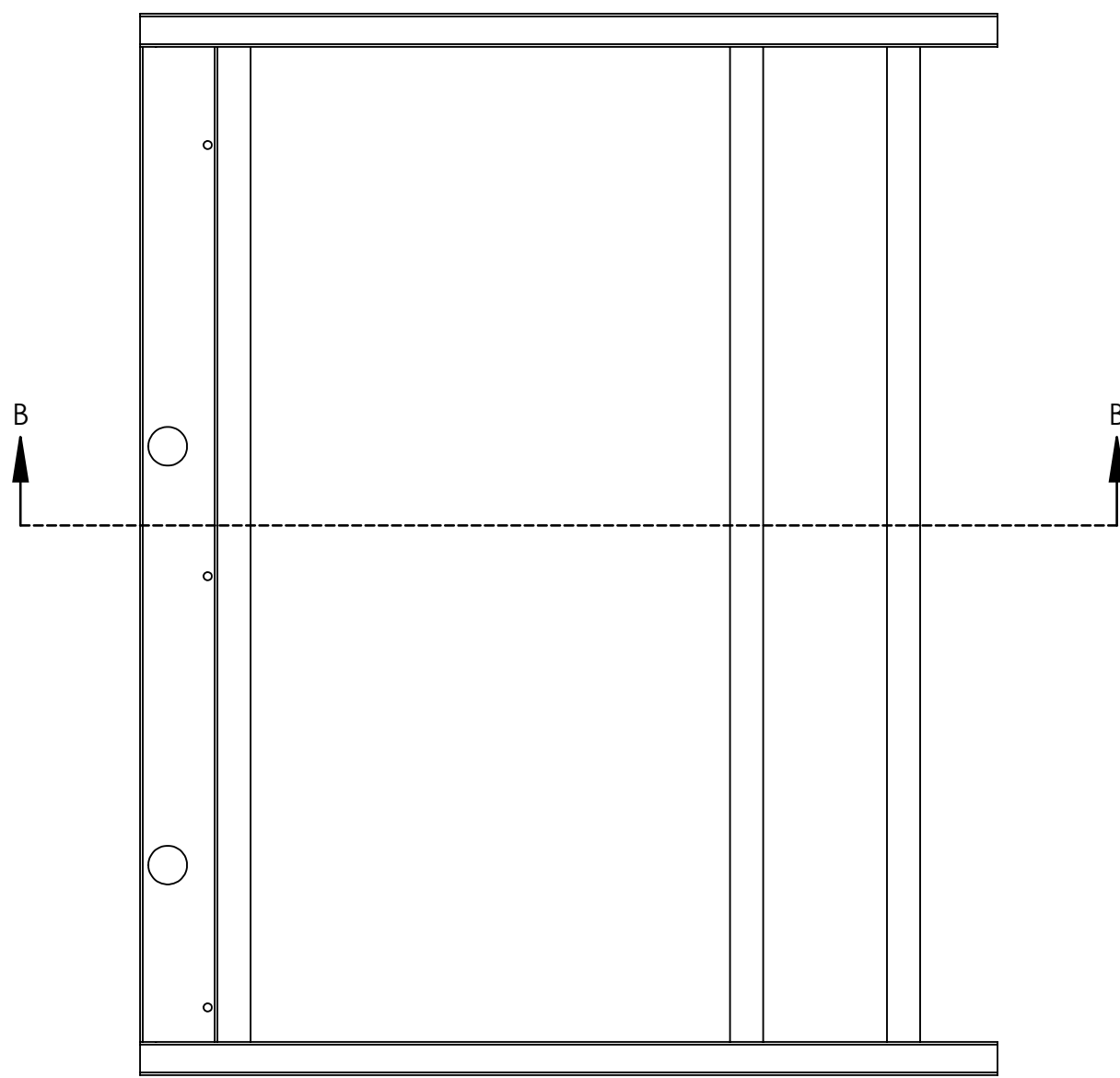
C

B

B

A



A

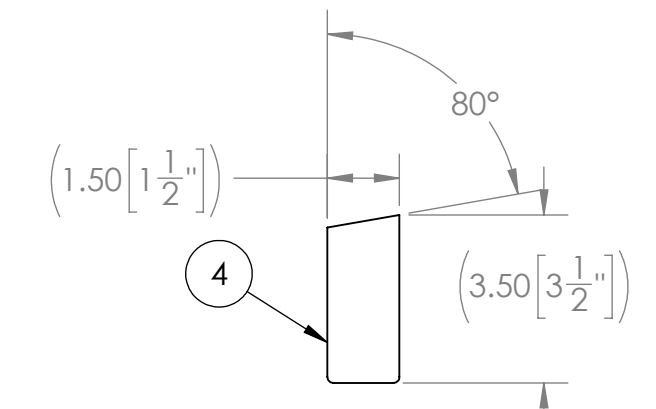
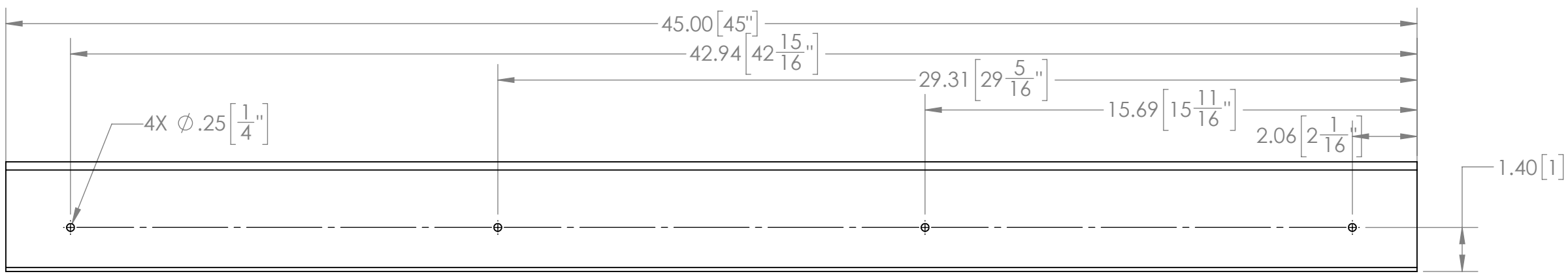
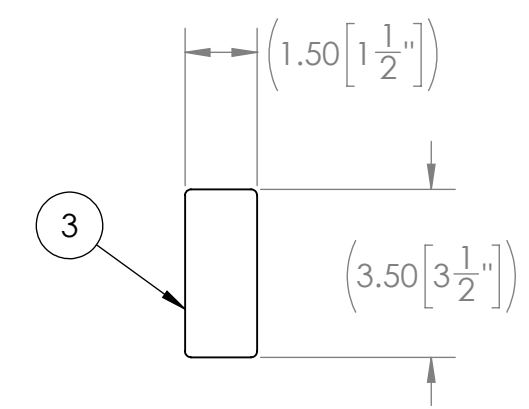
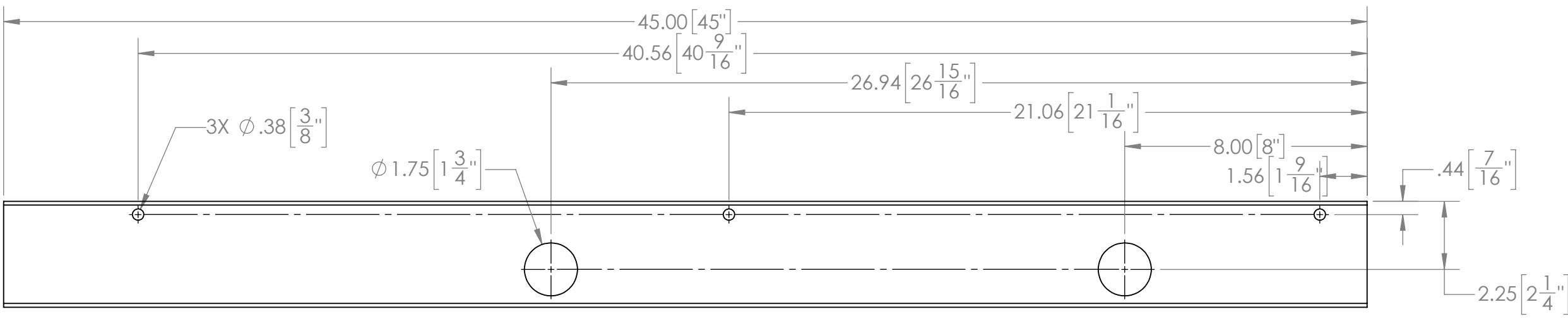
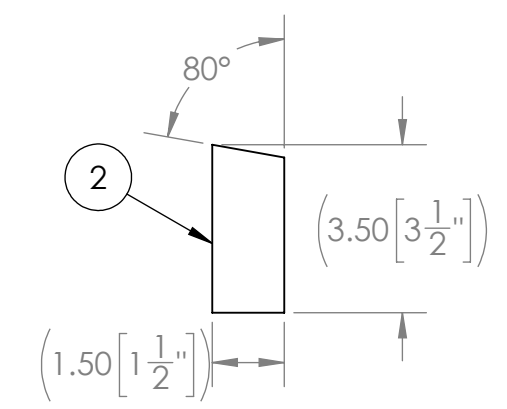
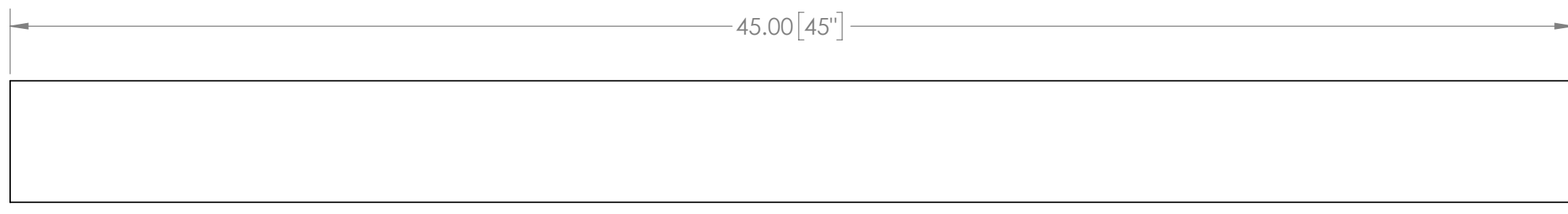
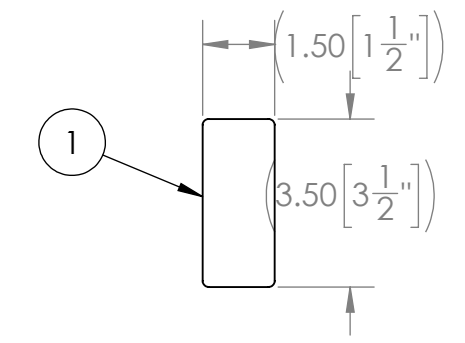
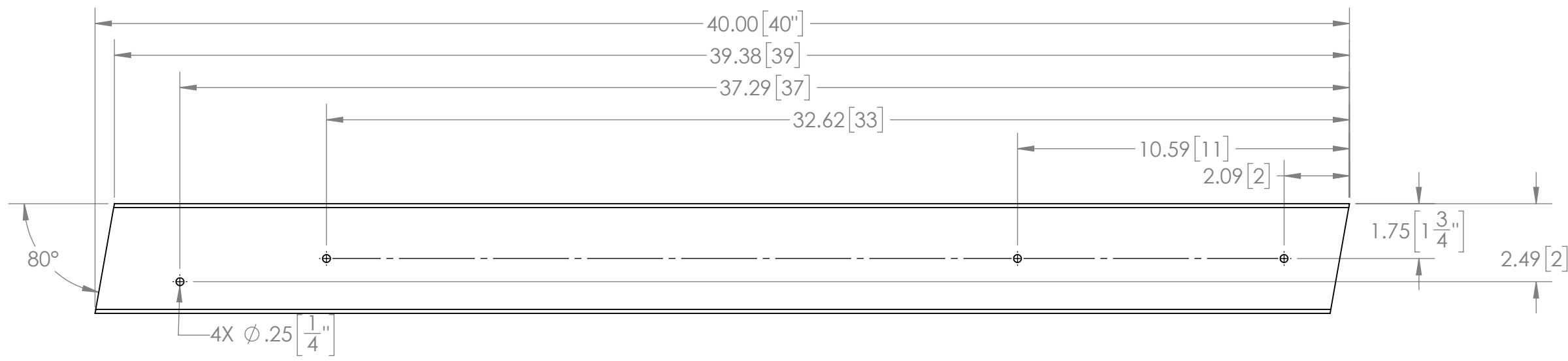


DETAIL C
SCALE 1 : 2

Notes: Assemble using staples or wood screws.

ITEM NO.	PART NUMBER	DESCRIPTION	QTY.
1	TE-22404-01	2 x 4 Pine Lumber	2
2	TE-22404-02	2 x 4 Pine Lumber	2
3	TE-22404-03	2 x 4 Pine Lumber	1
4	TE-22404-04	2 x 4 Pine Lumber	1

UNLESS OTHERWISE SPECIFIED: DIMENSIONS ARE IN INCHES TOLERANCES: FRACTIONAL $\pm 1/16$ ANGULAR: MACH $\pm 1^\circ$ BEND $\pm 1^\circ$ TWO PLACE DECIMAL $\pm .13$ THREE PLACE DECIMAL $\pm .125$	TEAM	NAME	DATE	 
	DRAWN	DF	10/29/2021	
MATERIAL/FINISH:	PROPRIETARY AND CONFIDENTIAL			TITLE:
	THE INFORMATION CONTAINED IN THIS DRAWING IS THE SOLE PROPERTY OF FIRST . ANY REPRODUCTION IN PART OR AS A WHOLE WITHOUT THE WRITTEN PERMISSION OF FIRST IS PROHIBITED.			top frame
COMMENTS: REMOVE ALL BURRS AND SHARP EDGES.	DO NOT SCALE DRAWING			SIZE
				DWG. NO.
				REV
				C TE-22404
			SCALE: 1:8	SHEET 1 OF 2



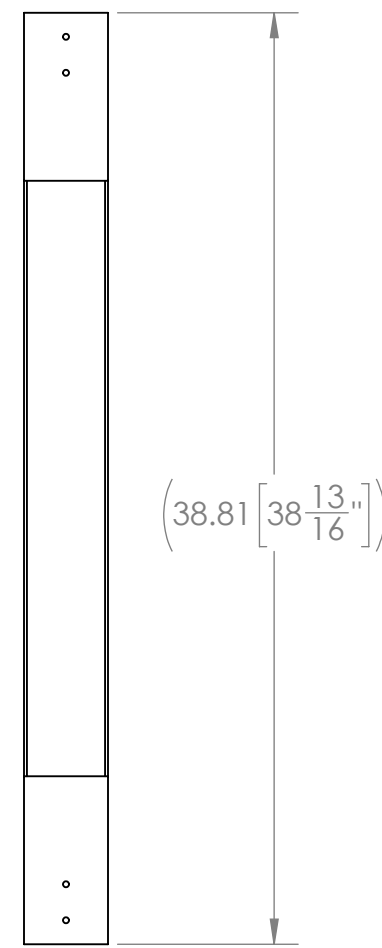
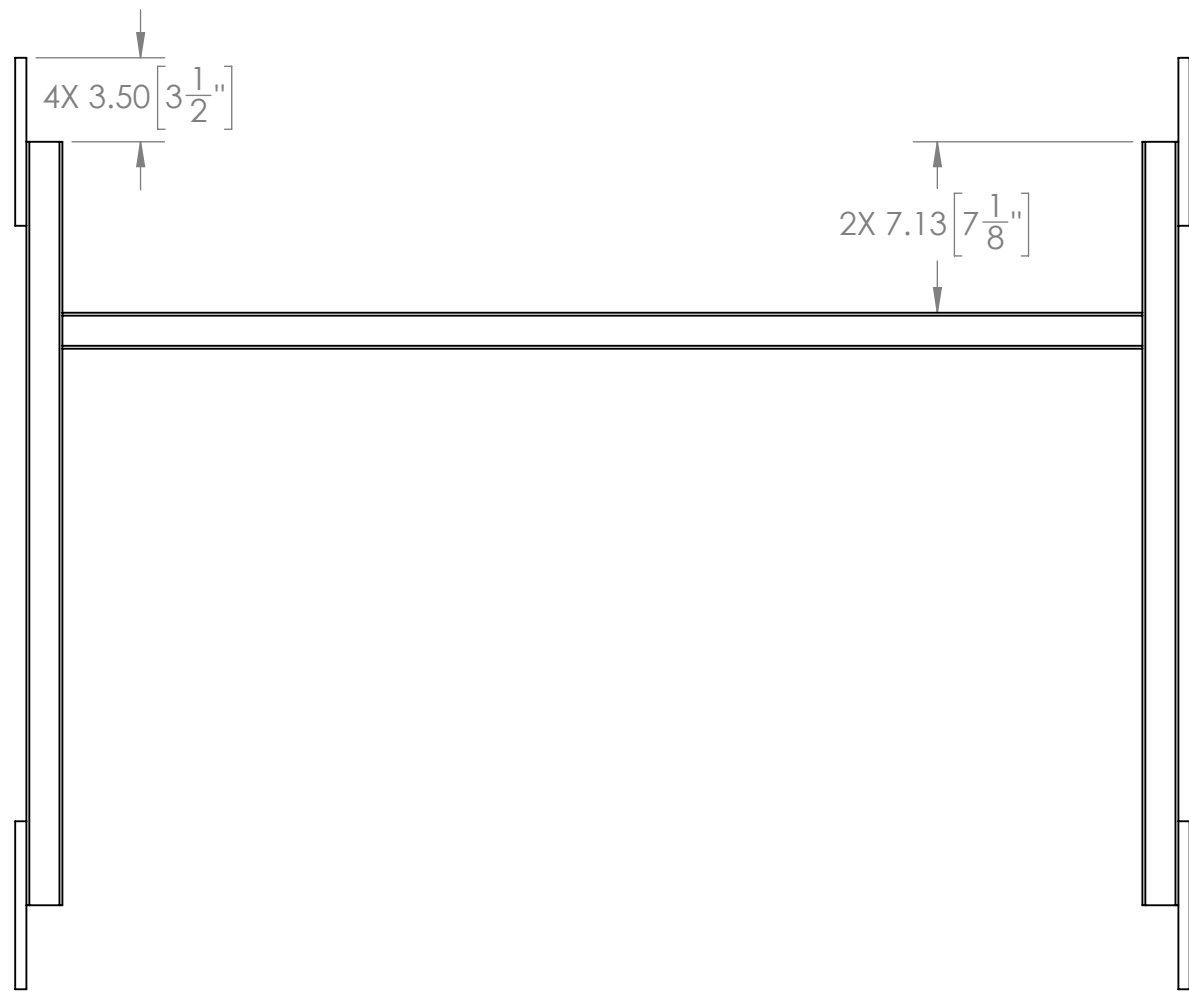
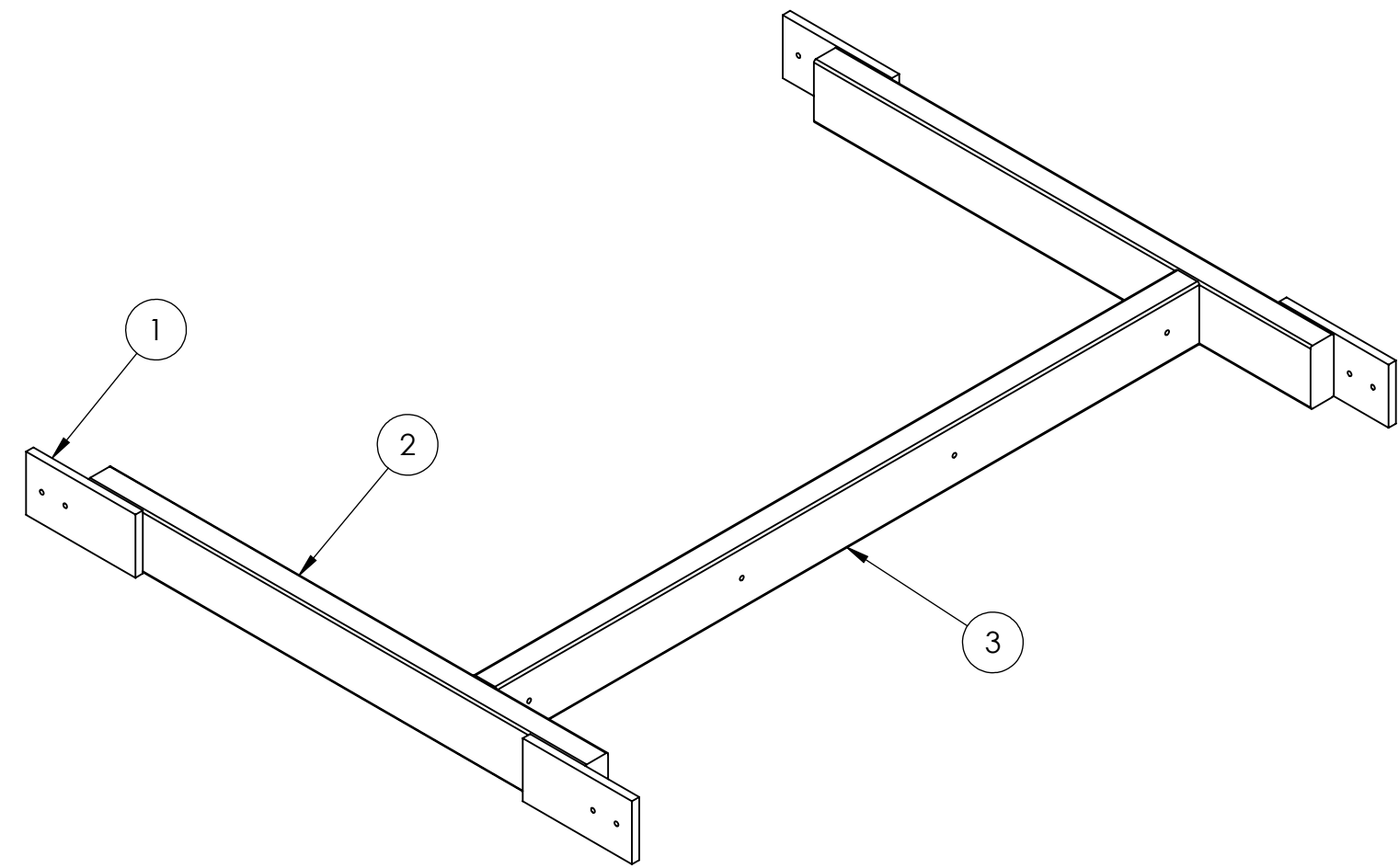
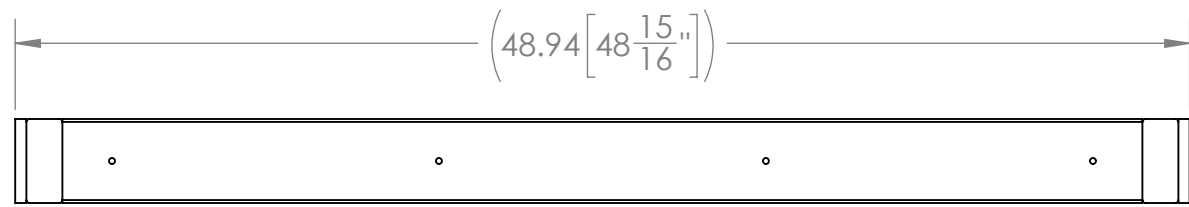
UNLESS OTHERWISE SPECIFIED: DIMENSIONS ARE IN INCHES TOLERANCES: FRACTIONAL ± 1/16 ANGULAR: MACH ± 1° BEND ± 1° TWO PLACE DECIMAL ± .13 THREE PLACE DECIMAL ± .125 MATERIAL/FINISH: DO NOT SCALE DRAWING	TEAM	NAME	DATE	TITLE: top frame	
	DRAWN	DF	10/29/2021		
	PROPRIETARY AND CONFIDENTIAL THE INFORMATION CONTAINED IN THIS DRAWING IS THE SOLE PROPERTY OF FIRST® . ANY REPRODUCTION IN PART OR AS A WHOLE WITHOUT THE WRITTEN PERMISSION OF FIRST® IS PROHIBITED.	SIZE		DWG. NO.	REV
		C		TE-22404	
COMMENTS: REMOVE ALL BURRS AND SHARP EDGES.			SCALE: 1:8	SHEET 2 OF 2	

4

3



2

1



Notes: attach items using staples or wood screws.

ITEM NO.	PART NUMBER	DESCRIPTION	QTY.
1	TE-22405-01	1/2" Plywood	4
2	TE-22405-02	2 x 4 Pine Lumber	2
3	TE-22405-03	2 x 4 Pine Lumber	1

UNLESS OTHERWISE SPECIFIED: DIMENSIONS ARE IN INCHES TOLERANCES: FRACTIONAL ± 1/16 ANGULAR: MACH ± 1° BEND ± 1° TWO PLACE DECIMAL ± .13 THREE PLACE DECIMAL ± .125 MATERIAL/FINISH: COMMENTS: REMOVE ALL BURRS AND SHARP EDGES. DO NOT SCALE DRAWING	TEAM	NAME	DATE	 
	DRAWN	DF	11/1/2021	
PROPRIETARY AND CONFIDENTIAL THE INFORMATION CONTAINED IN THIS DRAWING IS THE SOLE PROPERTY OF FIRST® . ANY REPRODUCTION IN PART OR AS A WHOLE WITHOUT THE WRITTEN PERMISSION OF FIRST® IS PROHIBITED.				TITLE:
				Support Frame, PF Terminal
SIZE		DWG. NO.	REV	
C		TE-22405		
SCALE: 1:8		SHEET 1 OF 2		

4

3

2

1

D

C

B

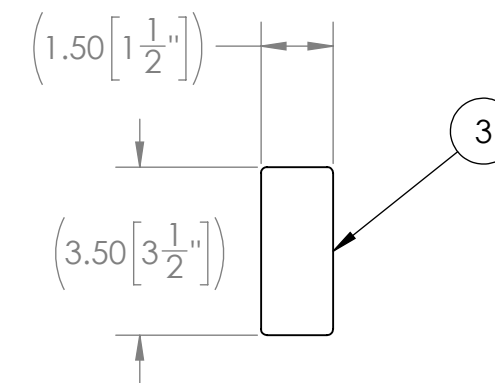
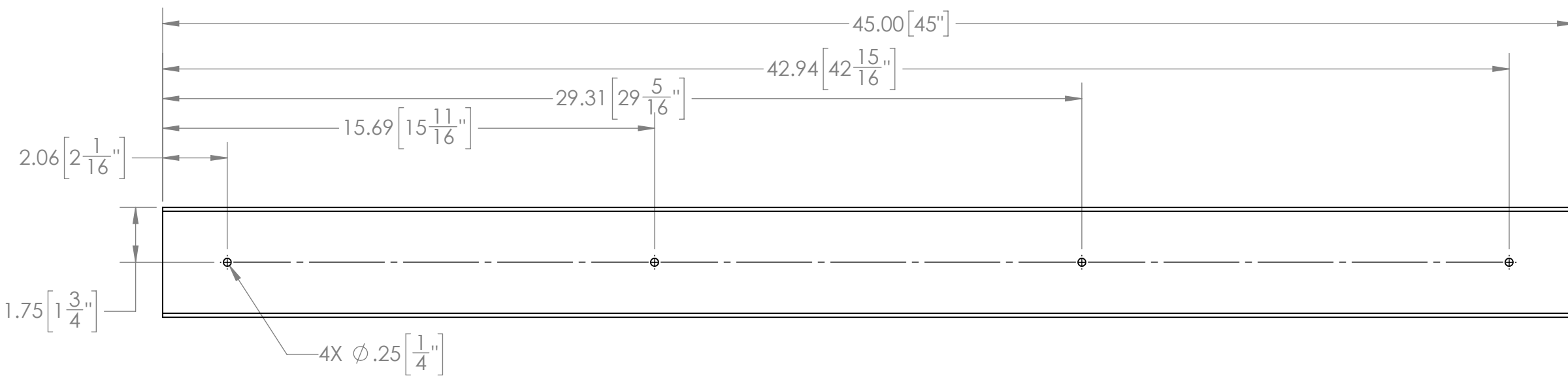
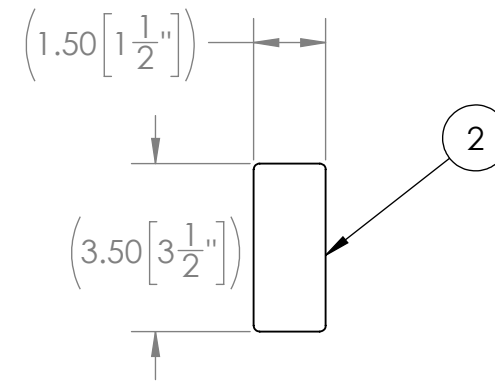
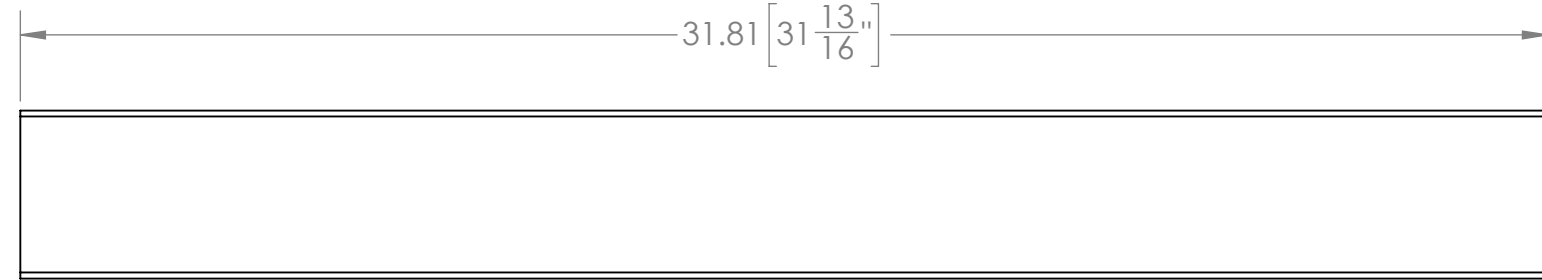
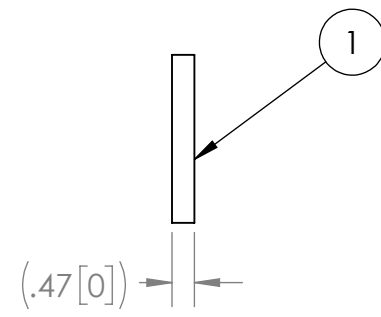
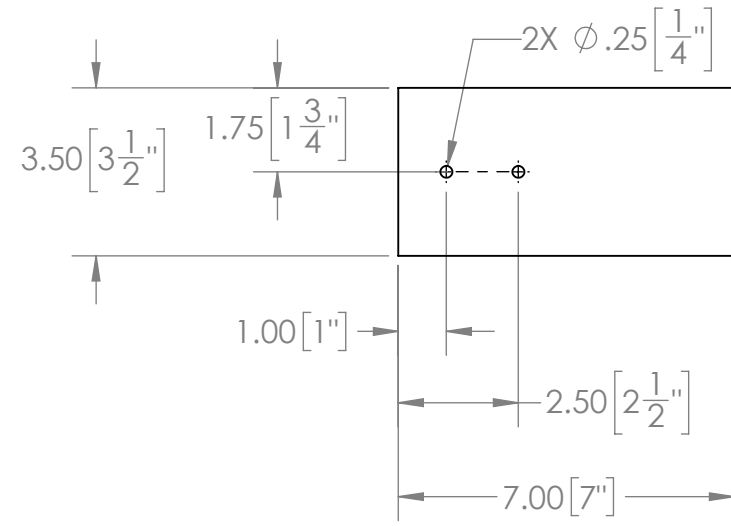
A



4

3

2

1



UNLESS OTHERWISE SPECIFIED: DIMENSIONS ARE IN INCHES TOLERANCES: FRACTIONAL ±1/16 ANGULAR: MACH ±1° BEND ±1° TWO PLACE DECIMAL ±.13 THREE PLACE DECIMAL ±.125 MATERIAL/FINISH: DO NOT SCALE DRAWING	TEAM	NAME	DATE	 
	DRAWN	DF	11/1/2021	
	PROPRIETARY AND CONFIDENTIAL THE INFORMATION CONTAINED IN THIS DRAWING IS THE SOLE PROPERTY OF FIRST® . ANY REPRODUCTION IN PART OR AS A WHOLE WITHOUT THE WRITTEN PERMISSION OF FIRST® IS PROHIBITED.			TITLE:
	COMMENTS: REMOVE ALL BURRS AND SHARP EDGES.			Support Frame, PF Terminal
	SIZE	DWG. NO.	REV	
	C	TE-22405		
	SCALE: 1:8	SHEET 2 OF 2		

4

3

2

1

4

3

2

1

D

D

C

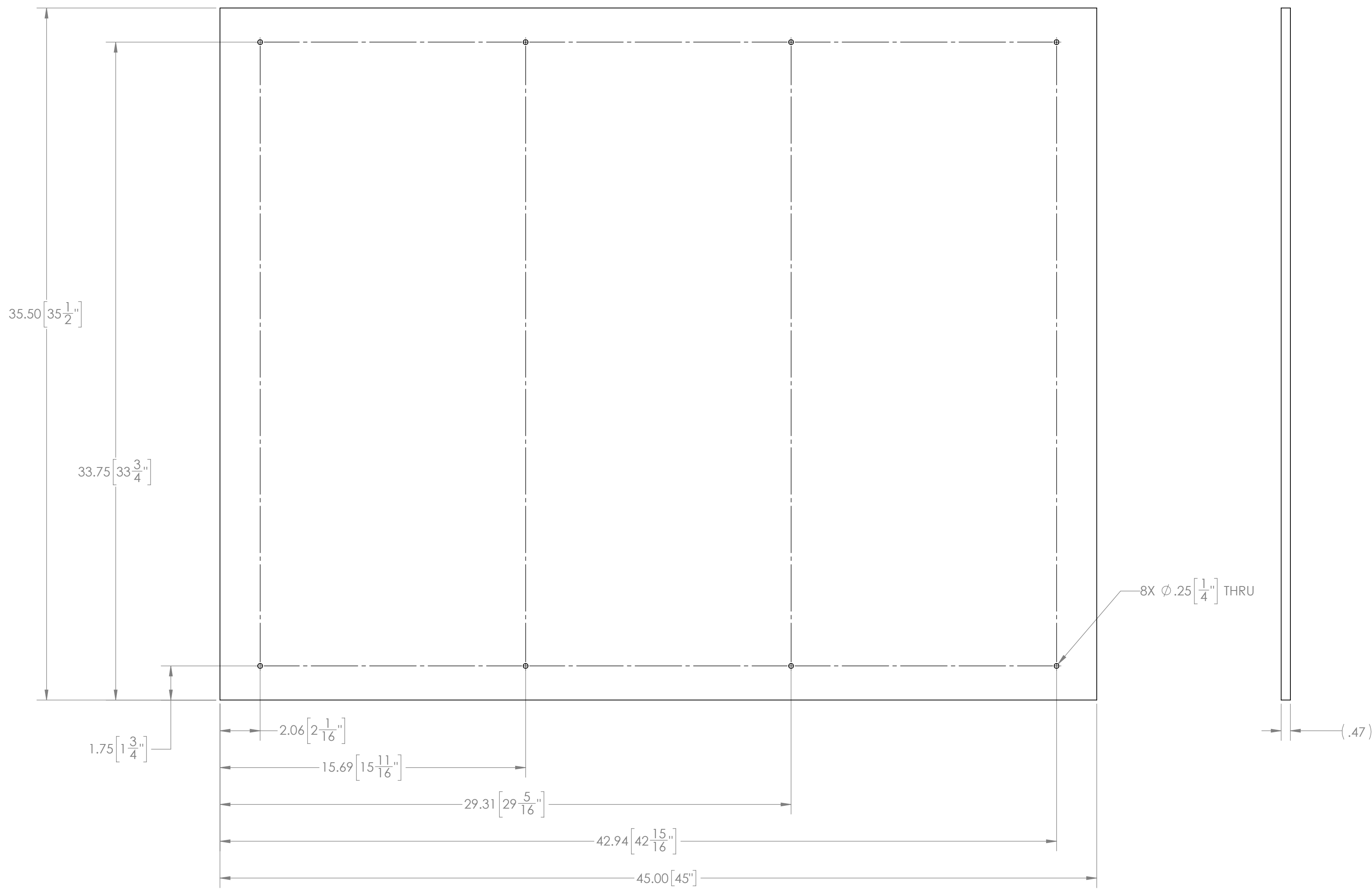
C



B

B

A

A



UNLESS OTHERWISE SPECIFIED: DIMENSIONS ARE IN INCHES TOLERANCES: FRACTIONAL ± 1/16 ANGULAR: MACH ± 1° BEND ± 1° TWO PLACE DECIMAL ± .13 THREE PLACE DECIMAL ± .125 MATERIAL/FINISH: 1/2" Plywood DO NOT SCALE DRAWING	TEAM	NAME	DATE	 
	DRAWN	DF	11/8/2021	
PROPRIETARY AND CONFIDENTIAL THE INFORMATION CONTAINED IN THIS DRAWING IS THE SOLE PROPERTY OF FIRST® . ANY REPRODUCTION IN PART OR AS A WHOLE WITHOUT THE WRITTEN PERMISSION OF FIRST® IS PROHIBITED.				TITLE:
				Divider, PF Terminal
SIZE		DWG. NO.	REV	
C		TE-22406		
SCALE: 1:4			SHEET 1 OF 1	

4

3

2

1

4

3

2

1

D

D

C

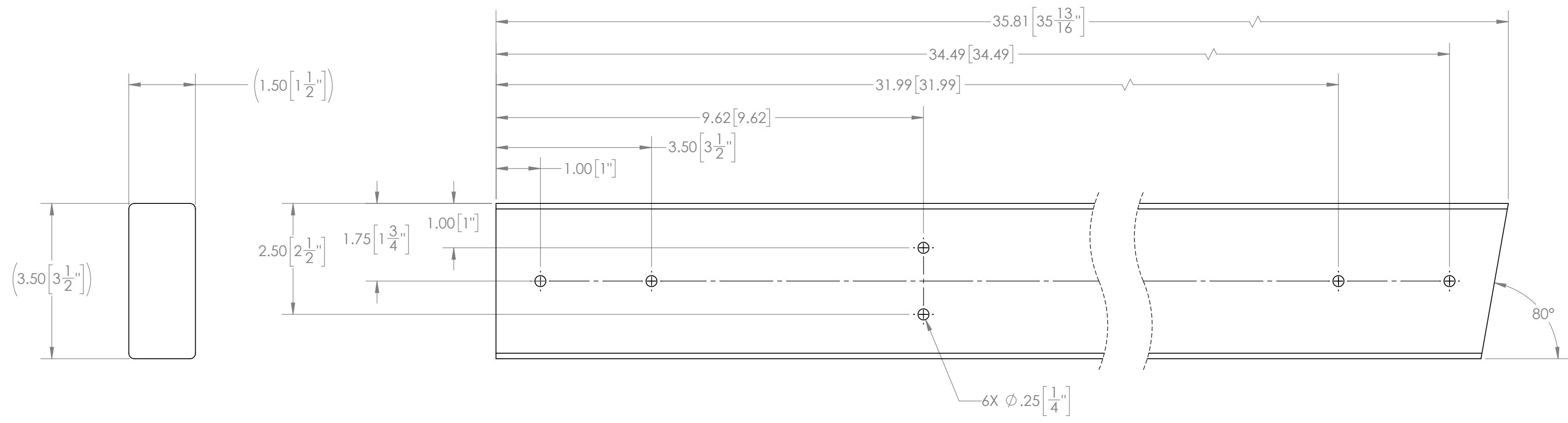
C


B

B

A

A



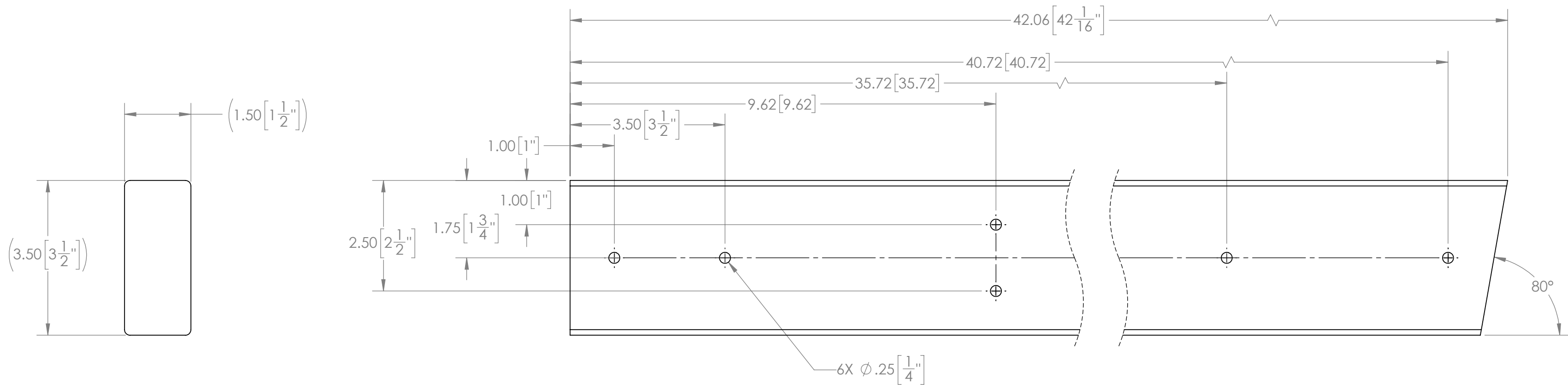
UNLESS OTHERWISE SPECIFIED: DIMENSIONS ARE IN INCHES TOLERANCES: FRACTIONAL ± 1/16 ANGULAR: MACH ± 1° BEND ± 1° TWO PLACE DECIMAL ± .13 THREE PLACE DECIMAL ± .125 MATERIAL/FINISH: 2 x 4 Pine Lumber DO NOT SCALE DRAWING	TEAM	NAME	DATE	
	DRAWN	DF	11/2/2021	
	PROPRIETARY AND CONFIDENTIAL			TITLE:
	THE INFORMATION CONTAINED IN THIS DRAWING IS THE SOLE PROPERTY OF FIRST® . ANY REPRODUCTION IN PART OR AS A WHOLE WITHOUT THE WRITTEN PERMISSION OF FIRST® IS PROHIBITED.			Short Leg, PF Terminal
	COMMENTS:	REMOVE ALL BURRS AND SHARP EDGES.		SIZE
				DWG. NO.
				REV
				C TE-22407
				SCALE: 1:2
				SHEET 1 OF 1

4

3

2

1



UNLESS OTHERWISE SPECIFIED:

DIMENSIONS ARE IN INCHES
 TOLERANCES:
 FRACTIONAL ± 1/16
 ANGULAR: MACH ± 1° BEND ± 1°
 TWO PLACE DECIMAL ± .13
 THREE PLACE DECIMAL ± .125

MATERIAL/FINISH:
 2 x 4 Pine Lumber

DO NOT SCALE DRAWING

TEAM	NAME	DATE
DRAWN	DF	11/2/2021

PROPRIETARY AND CONFIDENTIAL
 THE INFORMATION CONTAINED IN THIS DRAWING IS THE SOLE PROPERTY OF **FIRST®**. ANY REPRODUCTION IN PART OR AS A WHOLE WITHOUT THE WRITTEN PERMISSION OF **FIRST®** IS PROHIBITED.

COMMENTS:
 REMOVE ALL BURRS AND SHARP EDGES.



TITLE:
**Long Leg TE,
 Terminal**

SIZE	DWG. NO.	REV
C	TE-22408	

SCALE: 1:2 SHEET 1 OF 1

4

3

2

1

D

D

C

C

B

B

A

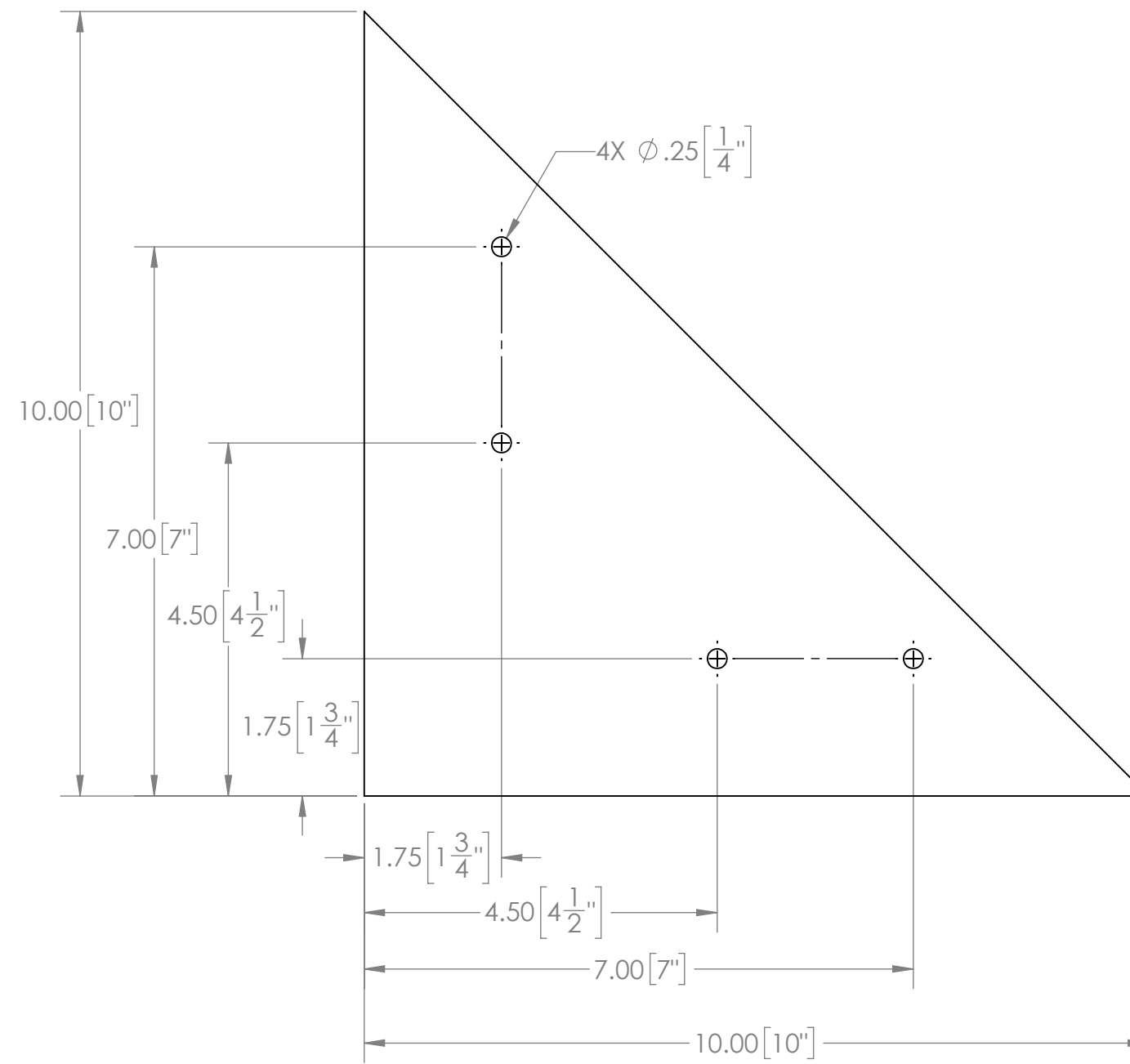

A

4

3

2

1



UNLESS OTHERWISE SPECIFIED:

DIMENSIONS ARE IN INCHES
 TOLERANCES:
 FRACTIONAL $\pm 1/16$
 ANGULAR: MACH $\pm 1^\circ$ BEND $\pm 1^\circ$
 TWO PLACE DECIMAL $\pm .13$
 THREE PLACE DECIMAL $\pm .125$

MATERIAL/FINISH:
 1/2" Plywood

DO NOT SCALE DRAWING

TEAM	NAME	DATE
DRAWN	DF	11/2/2021

PROPRIETARY AND CONFIDENTIAL
 THE INFORMATION CONTAINED IN THIS DRAWING IS THE SOLE PROPERTY OF **FIRST**. ANY REPRODUCTION IN PART OR AS A WHOLE WITHOUT THE WRITTEN PERMISSION OF **FIRST** IS PROHIBITED.

COMMENTS:
 REMOVE ALL BURRS AND SHARP EDGES.



TITLE:
Gusset 1 TE, Terminal

SIZE	DWG. NO.	REV
C	TE-22409	

SCALE: 1:2 SHEET 1 OF 1

4

3

2

1

D

D

C

C

B

B

A

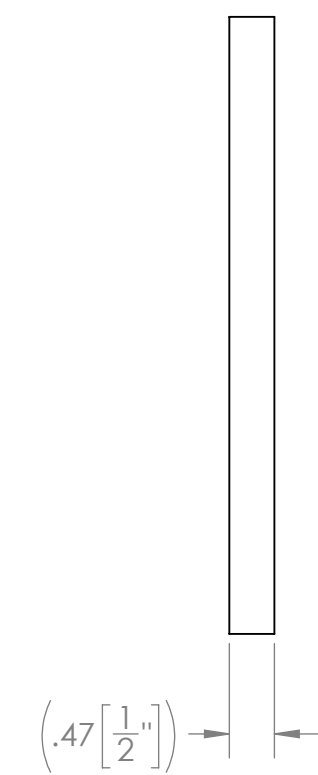
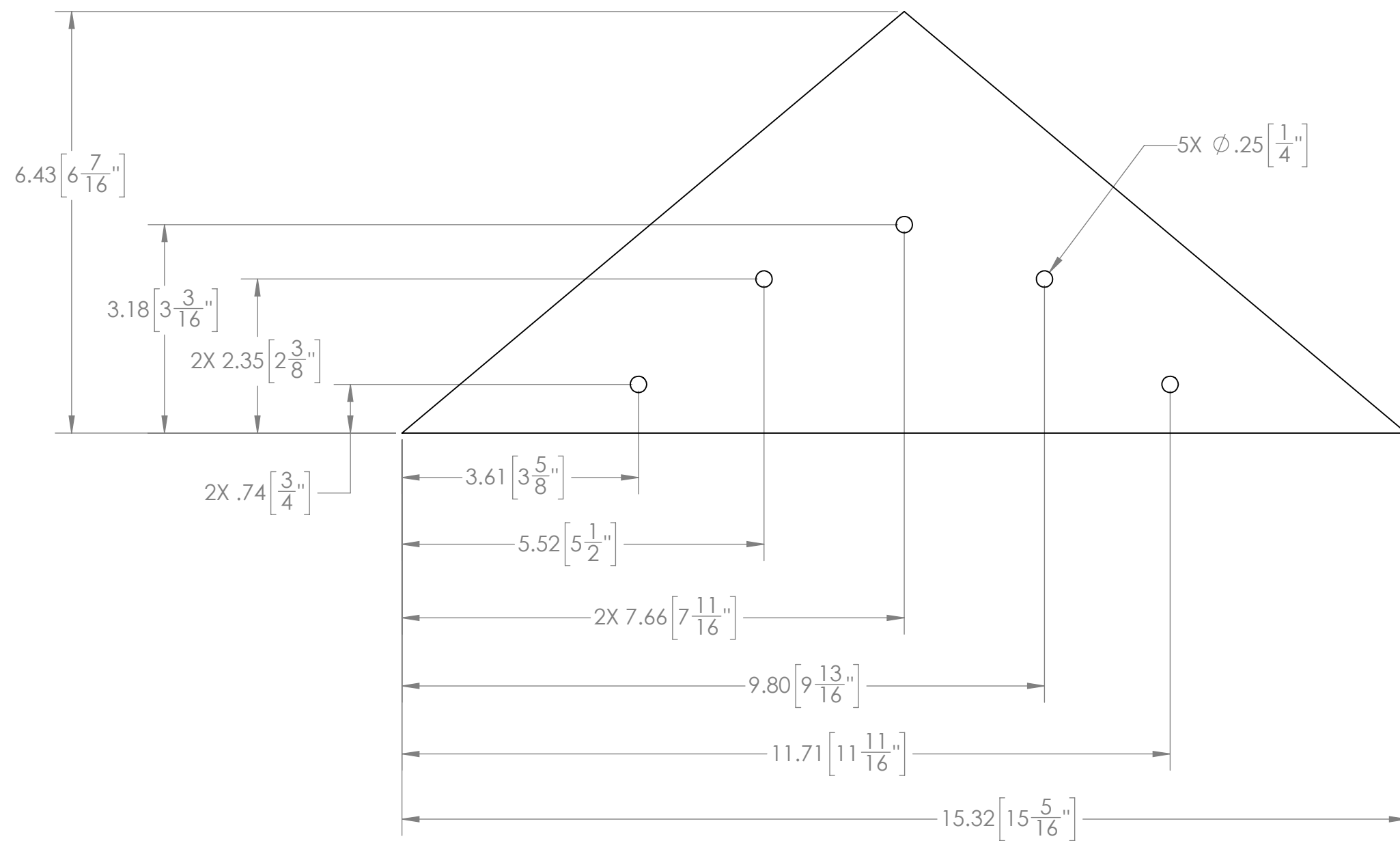
A



4

3

2

1



UNLESS OTHERWISE SPECIFIED: DIMENSIONS ARE IN INCHES TOLERANCES: FRACTIONAL ±1/16 ANGULAR: MACH ±1° BEND ±1° TWO PLACE DECIMAL ±.13 THREE PLACE DECIMAL ±.125 MATERIAL/FINISH: 1/2" Plywood DO NOT SCALE DRAWING	TEAM	NAME	DATE	 
	DRAWN	DF	11/2/2021	
PROPRIETARY AND CONFIDENTIAL		TITLE: Gusset 2 TE, Terminal		
THE INFORMATION CONTAINED IN THIS DRAWING IS THE SOLE PROPERTY OF FIRST® . ANY REPRODUCTION IN PART OR AS A WHOLE WITHOUT THE WRITTEN PERMISSION OF FIRST® IS PROHIBITED.		SIZE	DWG. NO.	REV
COMMENTS: REMOVE ALL BURRS AND SHARP EDGES.		C	TE-22410	
		SCALE: 1:2	SHEET 1 OF 1	

4

3

2

1

D

D

C

C

B

B

A

A

4

3

2

1

D

D

C


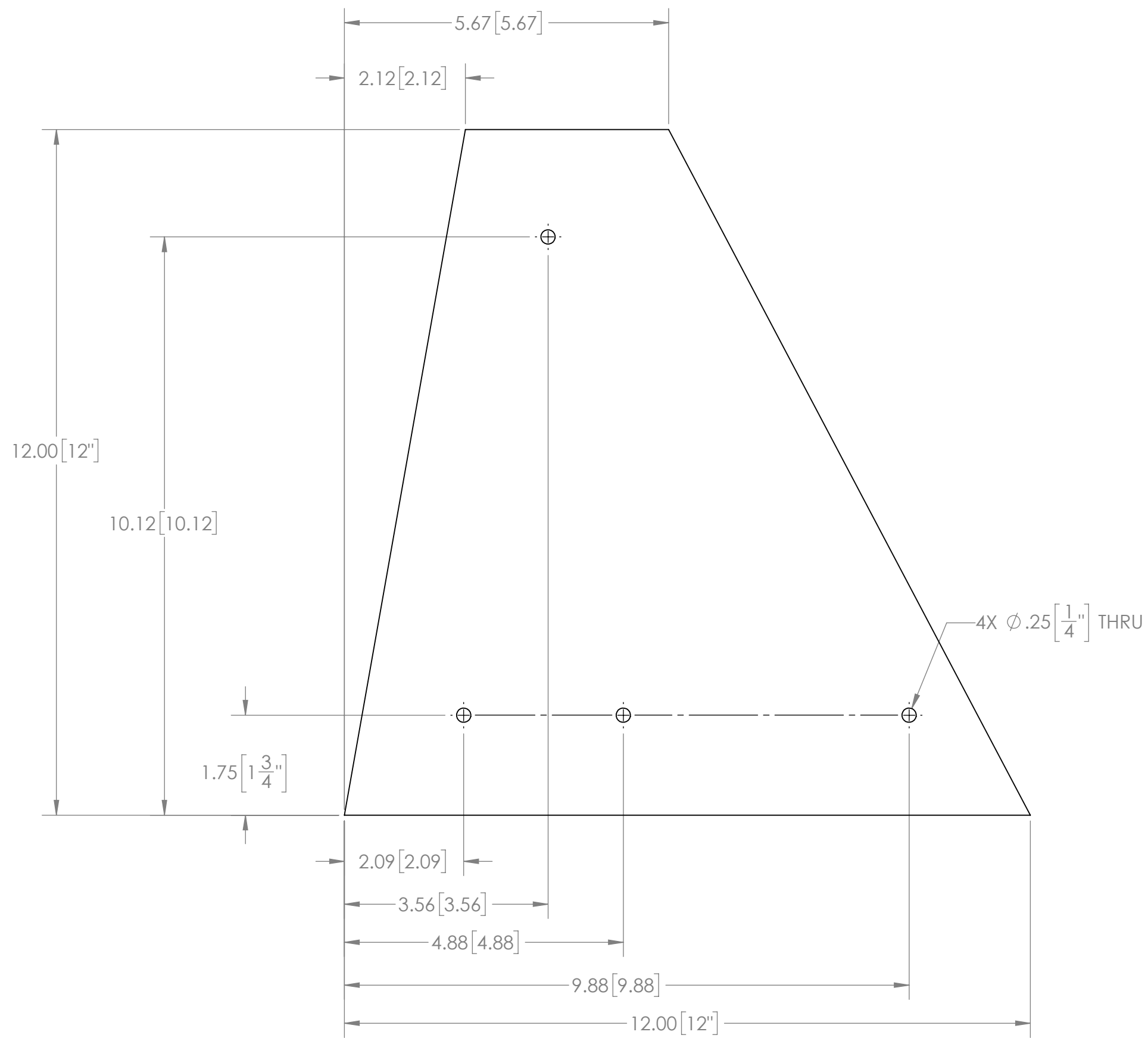
C


B

B

A

A



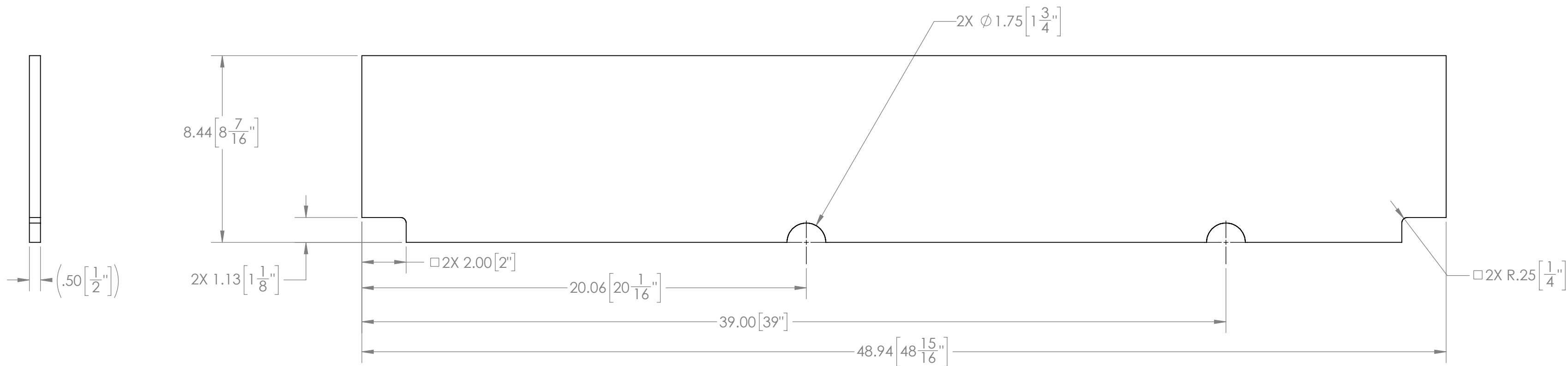
UNLESS OTHERWISE SPECIFIED: DIMENSIONS ARE IN INCHES TOLERANCES: FRACTIONAL ± 1/16 ANGULAR: MACH ± 1° BEND ± 1° TWO PLACE DECIMAL ± .13 THREE PLACE DECIMAL ± .125 MATERIAL/FINISH: 1/2" Plywood DO NOT SCALE DRAWING	TEAM	NAME	DATE	
	DRAWN	DF	11/8/2021	
	PROPRIETARY AND CONFIDENTIAL			TITLE: Gusset 3 TE, Terminal SIZE DWG. NO. REV C TE-22411 SCALE: 1:2 SHEET 1 OF 1
	THE INFORMATION CONTAINED IN THIS DRAWING IS THE SOLE PROPERTY OF FIRST® . ANY REPRODUCTION IN PART OR AS A WHOLE WITHOUT THE WRITTEN PERMISSION OF FIRST® IS PROHIBITED. COMMENTS: REMOVE ALL BURRS AND SHARP EDGES.			



4

3

2

1



UNLESS OTHERWISE SPECIFIED: DIMENSIONS ARE IN INCHES TOLERANCES: FRACTIONAL $\pm 1/16$ ANGULAR: MACH $\pm 1^\circ$ BEND $\pm 1^\circ$ TWO PLACE DECIMAL $\pm .13$ THREE PLACE DECIMAL $\pm .125$ MATERIAL/FINISH: 1/2" Plywood DO NOT SCALE DRAWING	TEAM	NAME	DATE	 	
	DRAWN	DF	11/8/2021		
	PROPRIETARY AND CONFIDENTIAL THE INFORMATION CONTAINED IN THIS DRAWING IS THE SOLE PROPERTY OF FIRST . ANY REPRODUCTION IN PART OR AS A WHOLE WITHOUT THE WRITTEN PERMISSION OF FIRST IS PROHIBITED.				TITLE:
	COMMENTS: REMOVE ALL BURRS AND SHARP EDGES.				Ramp TE, Terminal
SIZE		DWG. NO.	REV		
C		TE-22412			
SCALE: 1:4		SHEET 1 OF 1			

4

3

2

1

D

D

C

C

B

B

A

A

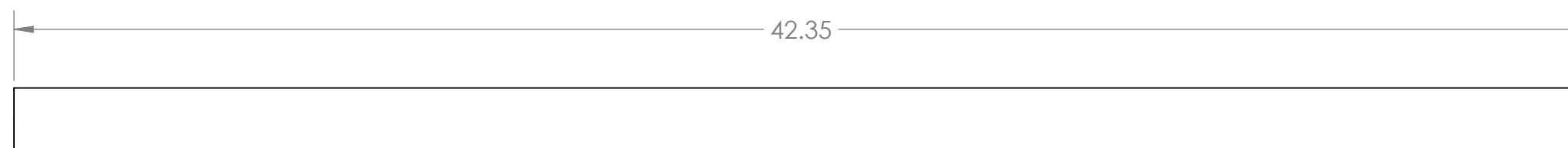
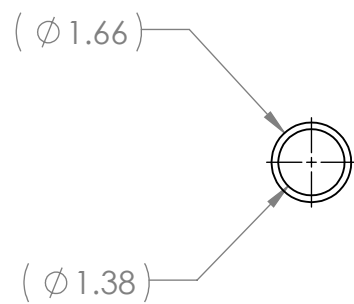
4




3

2

1

REVISIONS				
ZONE	REV.	DESCRIPTION	DATE	APPROVED
A2	A	Changed material	1/5/2022	DAF



UNLESS OTHERWISE SPECIFIED: DIMENSIONS ARE IN INCHES TOLERANCES: FRACTIONAL $\pm 1/16$ ANGULAR: MACH $\pm 1^\circ$ BEND $\pm 1^\circ$ TWO PLACE DECIMAL $\pm .13$ THREE PLACE DECIMAL $\pm .125$	TEAM	NAME	DATE	 
	DRAWN	DF	11/8/2021	
MATERIAL/FINISH: 1-1/4" Schedule 40 Black Iron Pipe 	PROPRIETARY AND CONFIDENTIAL THE INFORMATION CONTAINED IN THIS DRAWING IS THE SOLE PROPERTY OF FIRST . ANY REPRODUCTION IN PART OR AS A WHOLE WITHOUT THE WRITTEN PERMISSION OF FIRST IS PROHIBITED.			TITLE:
	COMMENTS: REMOVE ALL BURRS AND SHARP EDGES.			Pipe, PF Terminal
DO NOT SCALE DRAWING	SIZE	DWG. NO.	REV	
	C	TE-22413	A	
	SCALE: 1:8		SHEET 1 OF 1	

4

3

2

1

D

D

C

C

B

B

A

A

4

3

2

1

D

D

C

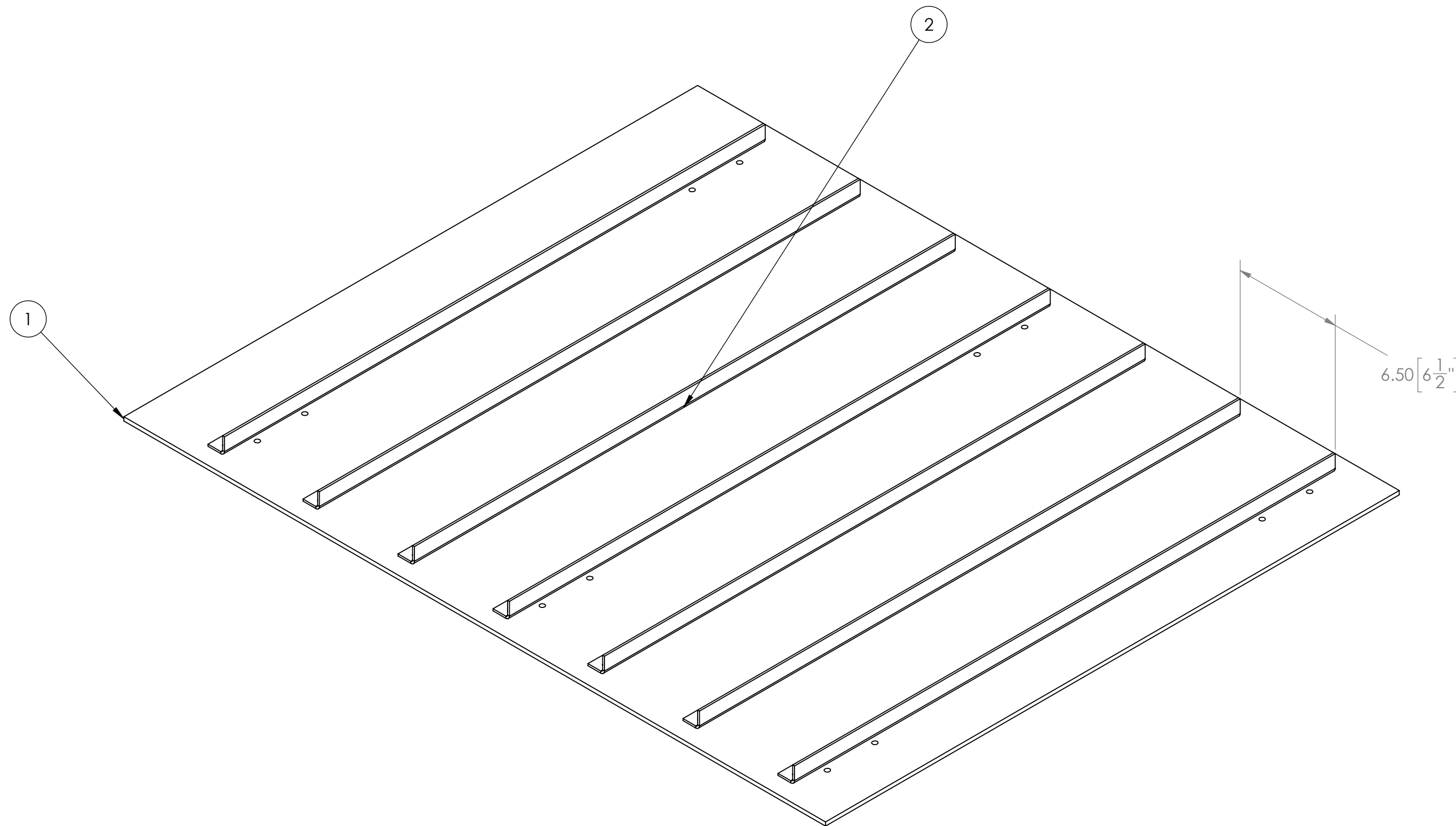
C

B

B

A

A





Notes:
 Hardware Required
 Staples and/or Glue

Optional: #10 bolts (~3/4" long, depending on thickness of material used for (2)) and nuts, QTY 28.

If teams do not want to use bolts to secure (2) to (1), a number of holes in these parts may be omitted.

ITEM NO.	PART NUMBER	DESCRIPTION	QTY.
1	TE-22418	Bed, Chute Assembly	1
2	TE-22419	Angle, Chute Assembly	7

UNLESS OTHERWISE SPECIFIED: DIMENSIONS ARE IN INCHES TOLERANCES: FRACTIONAL ±1/16 ANGULAR: MACH ±1° BEND ±1° TWO PLACE DECIMAL ±.13 THREE PLACE DECIMAL ±.125 MATERIAL/FINISH: DO NOT SCALE DRAWING	TEAM	NAME	DATE
	DRAWN	MS	1/4/2022
PROPRIETARY AND CONFIDENTIAL		THE INFORMATION CONTAINED IN THIS DRAWING IS THE SOLE PROPERTY OF FIRST® . ANY REPRODUCTION IN PART OR AS A WHOLE WITHOUT THE WRITTEN PERMISSION OF FIRST® IS PROHIBITED.	
COMMENTS:		REMOVE ALL BURRS AND SHARP EDGES.	

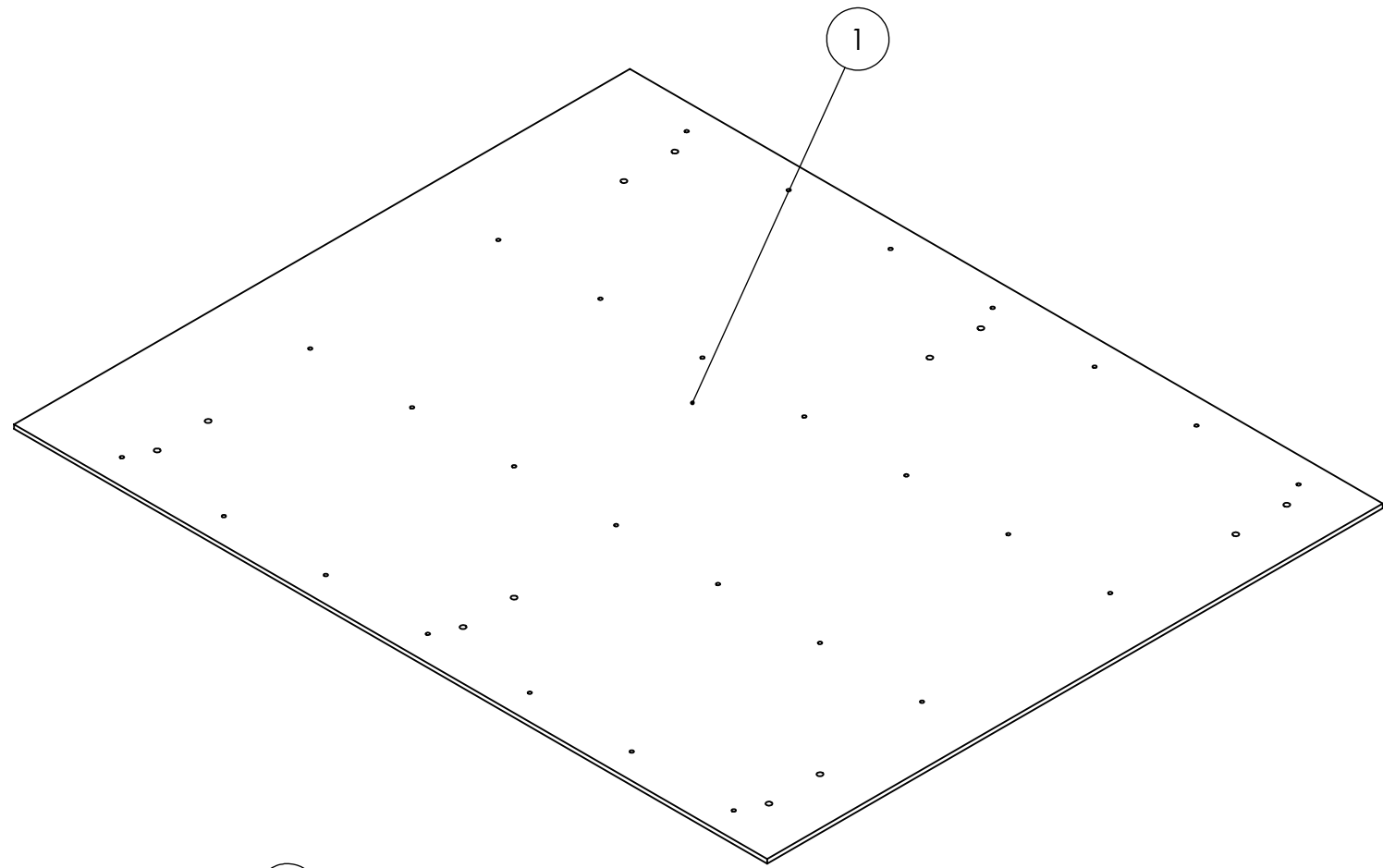
 	
TITLE: Chute Assembly, Terminal	
SIZE	DWG. NO.
C	TE-22417
SCALE: 1:5	SHEET 1 OF 2

4

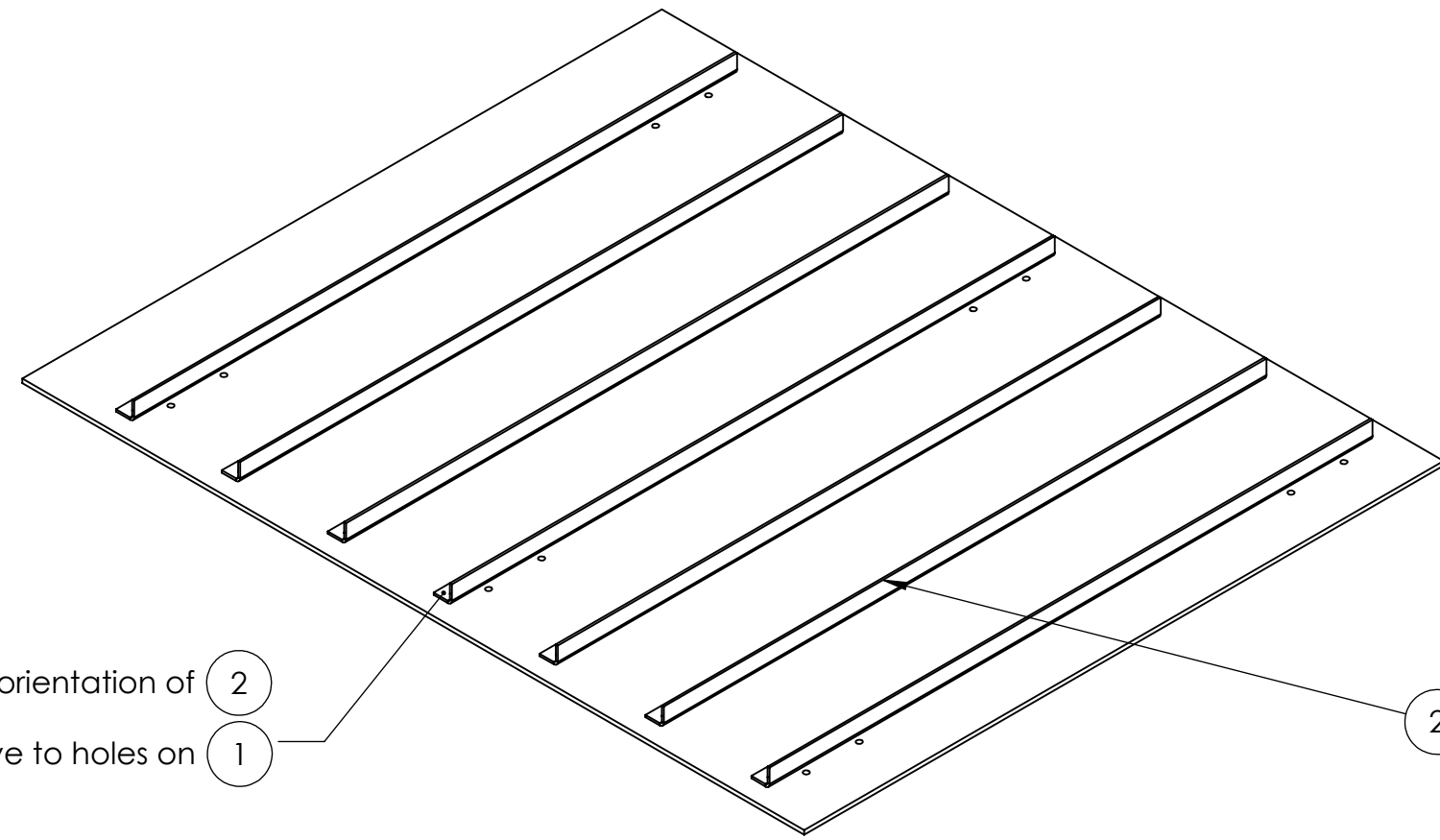
3

2

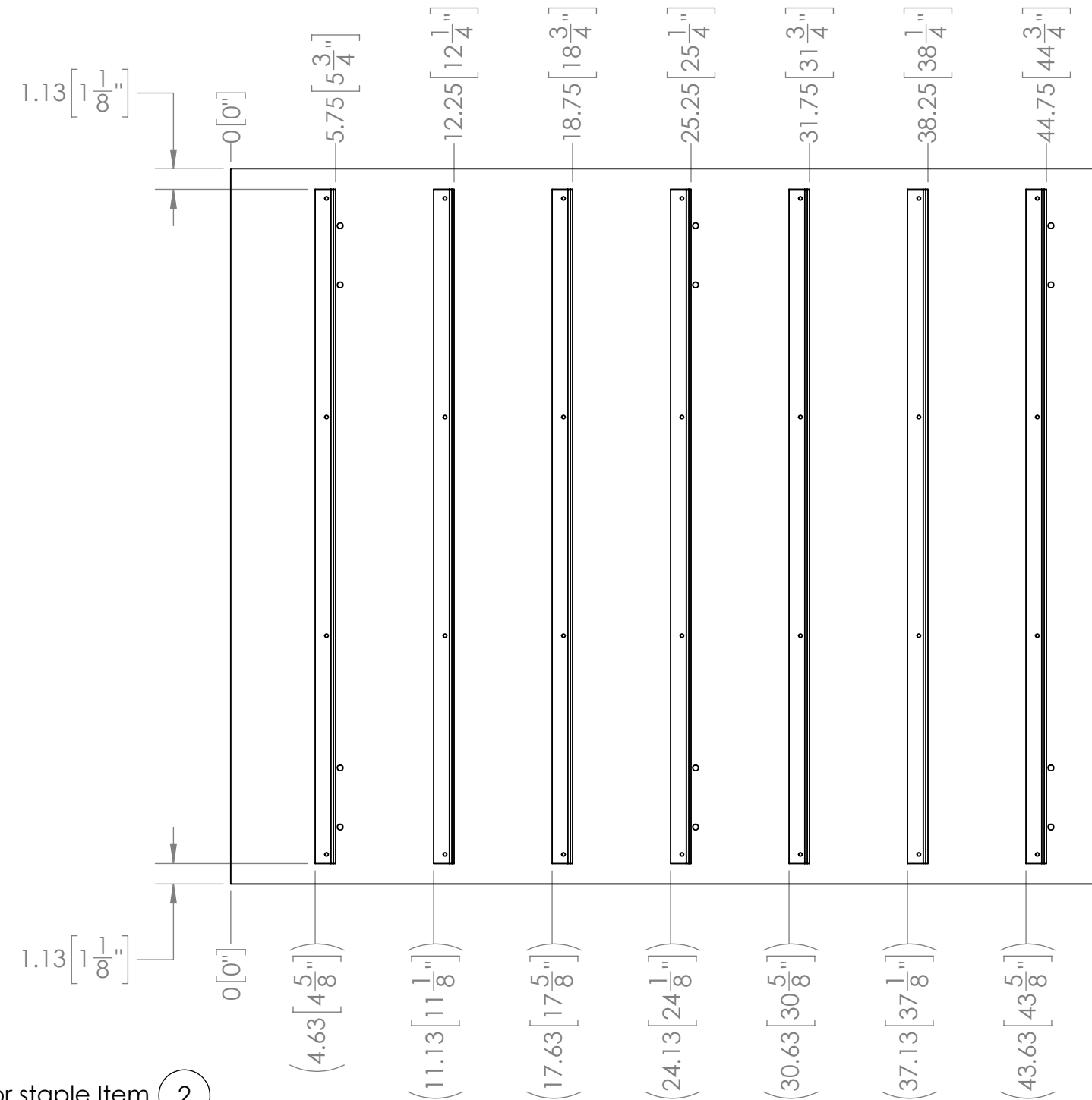
1





Place Item 1



Note orientation of 2 relative to holes on 1



Glue and/or staple Item 2
Optional: attach using nuts and bolts

UNLESS OTHERWISE SPECIFIED: DIMENSIONS ARE IN INCHES TOLERANCES: FRACTIONAL ± 1/16 ANGULAR: MACH ± 1° BEND ± 1° TWO PLACE DECIMAL ± .13 THREE PLACE DECIMAL ± .125 MATERIAL/FINISH: DO NOT SCALE DRAWING	TEAM	NAME	DATE	 	
	DRAWN	MS	1/4/2022		
	PROPRIETARY AND CONFIDENTIAL THE INFORMATION CONTAINED IN THIS DRAWING IS THE SOLE PROPERTY OF FIRST® . ANY REPRODUCTION IN PART OR AS A WHOLE WITHOUT THE WRITTEN PERMISSION OF FIRST® IS PROHIBITED.			TITLE: <h2>Chute Assembly, Terminal</h2>	
	COMMENTS: REMOVE ALL BURRS AND SHARP EDGES.			SIZE C	DWG. NO. TE-22417
			SCALE: 1:8	REV SHEET 2 OF 2	

4

3

2

1

D

D

C


C

B

B

A


A



28X ϕ .20 [.20] THRU ALL
Optional, see note

12X ϕ .31 [$\frac{5}{16}$] THRU

Notes:
1. ϕ .20" diameter holes are optional - see TE-22417 for details.

UNLESS OTHERWISE SPECIFIED: DIMENSIONS ARE IN INCHES TOLERANCES: FRACTIONAL $\pm 1/16$ ANGULAR: MACH $\pm 1^\circ$ BEND $\pm 1^\circ$ TWO PLACE DECIMAL $\pm .13$ THREE PLACE DECIMAL $\pm .125$ MATERIAL/FINISH: 1/4" Plywood or Hardboard	TEAM	NAME	DATE	
	DRAWN	MS	1/4/2022	
DO NOT SCALE DRAWING	PROPRIETARY AND CONFIDENTIAL THE INFORMATION CONTAINED IN THIS DRAWING IS THE SOLE PROPERTY OF FIRST . ANY REPRODUCTION IN PART OR AS A WHOLE WITHOUT THE WRITTEN PERMISSION OF FIRST IS PROHIBITED. COMMENTS: REMOVE ALL BURRS AND SHARP EDGES.			TITLE: Bed, Chute Assembly
	SIZE	DWG. NO.	REV	
	C	TE-22418		
	SCALE: 1:8	SHEET 1 OF 1		

4

3

2

1

4

3

2

1

D

D

C

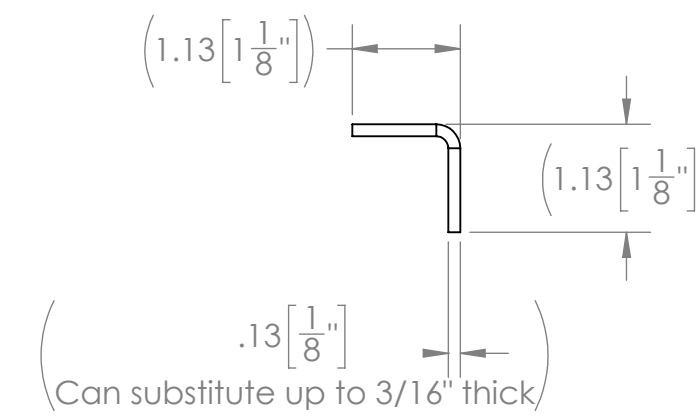
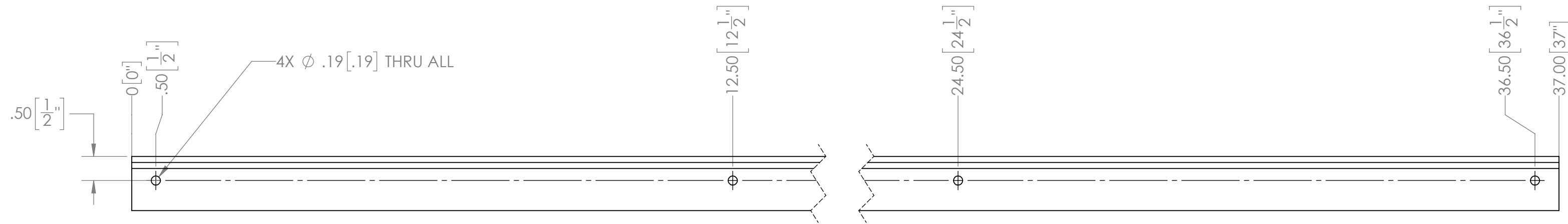
C

B



B

A

A



Notes:
 1. ϕ .19" diameter holes are optional, see TE-22417 for details.

UNLESS OTHERWISE SPECIFIED: DIMENSIONS ARE IN INCHES TOLERANCES: FRACTIONAL $\pm 1/2$ ANGULAR: MACH $\pm 1^\circ$ BEND $\pm 1^\circ$ TWO PLACE DECIMAL $\pm .50$ MATERIAL/FINISH: 1-1/8" x 1-1/8" x 37" Long Outside Corner Moulding, 1/8"- 3/16" thick DO NOT SCALE DRAWING	FIELD	NAME	DATE	 	
	DRAWN	MS	1/5/2022		
	PROPRIETARY AND CONFIDENTIAL THE INFORMATION CONTAINED IN THIS DRAWING IS THE SOLE PROPERTY OF FIRST . ANY REPRODUCTION IN PART OR AS A WHOLE WITHOUT THE WRITTEN PERMISSION OF FIRST IS PROHIBITED.				TITLE:
	COMMENTS: REMOVE ALL BURRS AND SHARP EDGES.				Angle, Chute Assembly SIZE DWG. NO. REV C TE-22419 SCALE: 1:4 SHEET 1 OF 1