

2021 FIRST® Robotics Competition

Quick Start Guide for Skills Competition

Unofficial Participants

This guide is intended to provide a basic overview of participating specifically in the Skills Competition for Teams who did not complete the opt-in or prerequisite requirements by the March 5th deadline.

All content for the Skills Competition is due by 3pm Eastern on April 8th, 2021. Be sure to follow all steps of this guide and upload/submit all content by the deadline. Unofficial Participants (those that opt-in after the March 5th deadline) are not eligible to receive Skills Competition awards. Electing to be an unofficial participant in the Skills Competition has no impact on other previously completed competition entries.

If you are participating in other Competition offerings or are already familiar with the process of accessing the At Home Portal, please skip to Step 3.

STEP 1

First, access the FRC At Home Portal (<http://frcathome.org>). The FRC At Home Portal requires your team number and access code for entry. Team Coach/Mentor 1 or 2 can find your access code under “**Payment & Product**” in your Team Dashboard account located at www.firstinspires.org. This information is entered on the left side of the FRC At Home Portal page, as shown below:

FRC at Home Competitions Portal

The "FRC at Home Portal" (this website) is used to view the status of your Team's submissions, opt-in or opt-out of Challenges or retrieve / reset your Entry Submission System login information.

Team Number:

Access Code:

Terms: I'm an authorized representative of the listed team, and understand that my IP Address will be logged for abuse prevention. I understand that use of the forward/backward buttons may cause disruptions to my user experience.

[Continue >>](#)

Entry Submission System

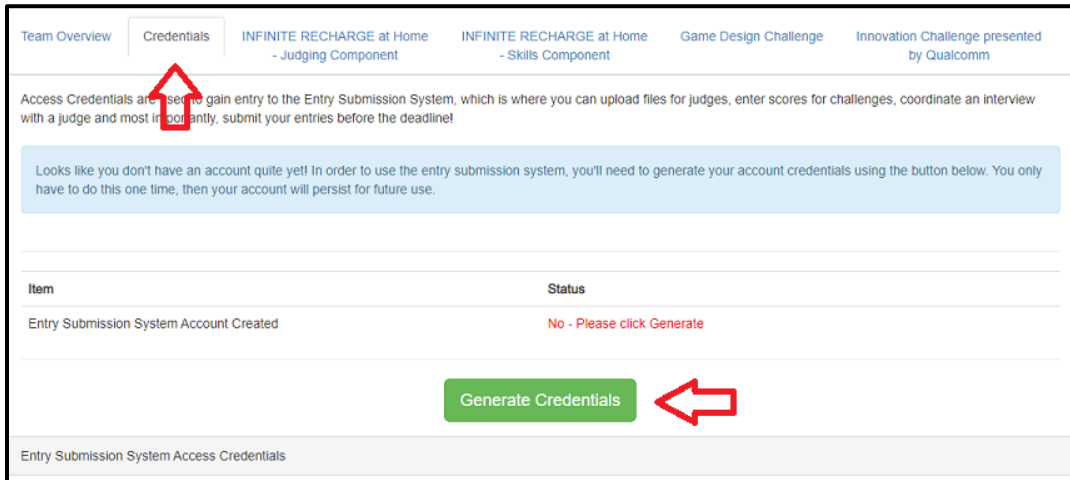
The Entry Submission System is used to edit your submission for each Competition your Team opts-in to or submit your entry once your Team's submission is complete. In order to use the Entry Submission System, you must have previously generated your access credentials using the At Home Portal (to the left).

To access the Entry Submission System please click the button below.

[Entry Submission System Access](#)

STEP 2

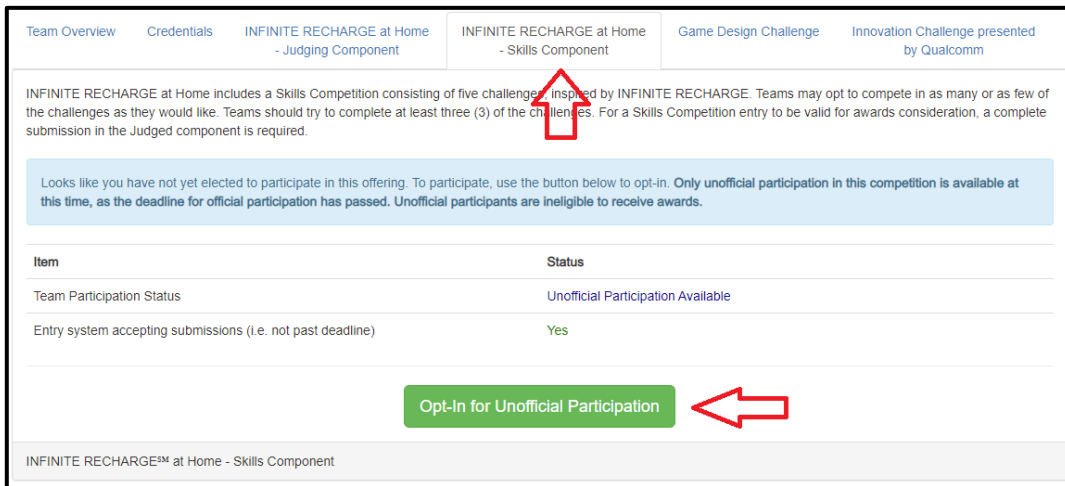
Upon first login, all competitions show “unavailable”. Select the Credentials tab as shown below.



Click the green “Generate Credentials” button to create your account on the Entry Submission System. Once the process completes, a popup message will be displayed, and the page will reload to show the login information that was generated.

STEP 3

The only competition available for late opt-ins (called “Unofficial Participants”) is the Skills Component of INFINITE RECHARGE® at Home. Click the tab for *INFINITE RECHARGE at Home - Skills Component*. Click the green “Opt-In for Unofficial Participation” button to compete in this second-chance offering.

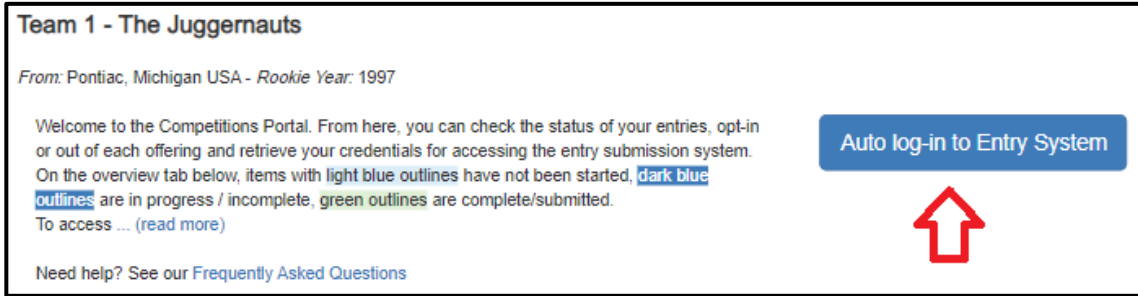


STEP 4

To access the Entry Submission System and add/update Skills Component scores and videos, use one of the following methods:

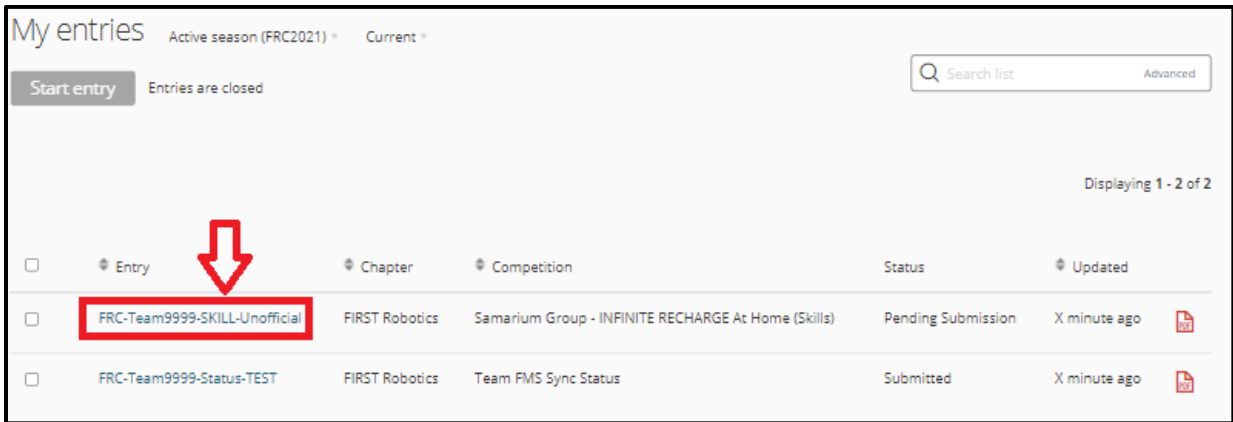
1. Log in directly at frcathome.firstinspires.org using the email, password, and URL shown on the Credentials tab from Step 2, or
2. If already logged into the FRC At Home Portal, click the blue Auto Log-in button on the top right to be automatically signed in and redirected.

Note that because this option does not require remembering your password, forgotten passwords will not result in any deadline extensions

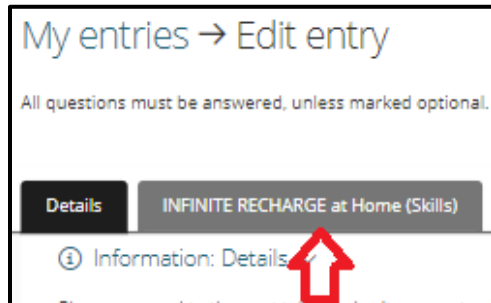


STEP 5

Once logged in to the Entry Submission System click the name of your entry (titled *FRC-TeamXXXX-SKILL-Unofficial*) to add/update scores and videos.



Once the entry opens, click on the second tab:



STEP 6

Fill out the scores/times on the entry with the data recorded by your team. Note that a video must be provided for each score/time recorded as evidence of the recorded value. For more details about the filming requirements, see Section 2.4.5 Filming, of the [2021 At Home Challenges Manual](#). After your score/time is entered, you will be prompted to upload a video. In this example, a blank entry is awaiting Galactic Search times:

STEP 7

On the bottom of the entry is a series of buttons:



“Save + next,” “Save + close,” and “Preview” can be used repeatedly so long as the submission deadline has not passed, including to save and return to an entry later for additional editing. Each time you save your scores and videos, the public leaderboard is updated. Use “Submit and Lock Entry” when your entry is complete. No further edits can be made once “Submit and Lock Entry” is pressed.

STEP 8

Verify that your scores are valid and your entry is complete- we have a guide to assist you in this process. Your entry must be Submitted and Locked (using the above shown “Submit and Lock Entry” button) by the deadline or your entry will not be valid and will be removed. You can use the below guide to verify your submission is “Good to Go!”

“Good To Go” Guide:

<https://firstfrc.blob.core.windows.net/frc2021/Manual/AtHomeChallengesSupplements/AtHomeGoodToGoGuide.pdf>

For additional information and commonly asked questions about the FRC At Home Portal and Entry Submission System please visit our FAQ page at: <https://frc-events.firstinspires.org/services/athome/faq>

For technical support with either system send an email to frcathome@firstinspires.org. Please be as descriptive as possible! This address is for technical support only- rules and season questions will not receive an answer.

For Season or Competition rules questions, please use the Team Question & Answer system available at: <https://frc-qa.firstinspires.org/>

Good luck and GO TEAMS!