

# 2021 FIRST® Robotics Competition

## At Home Challenges- Quick Start Guide

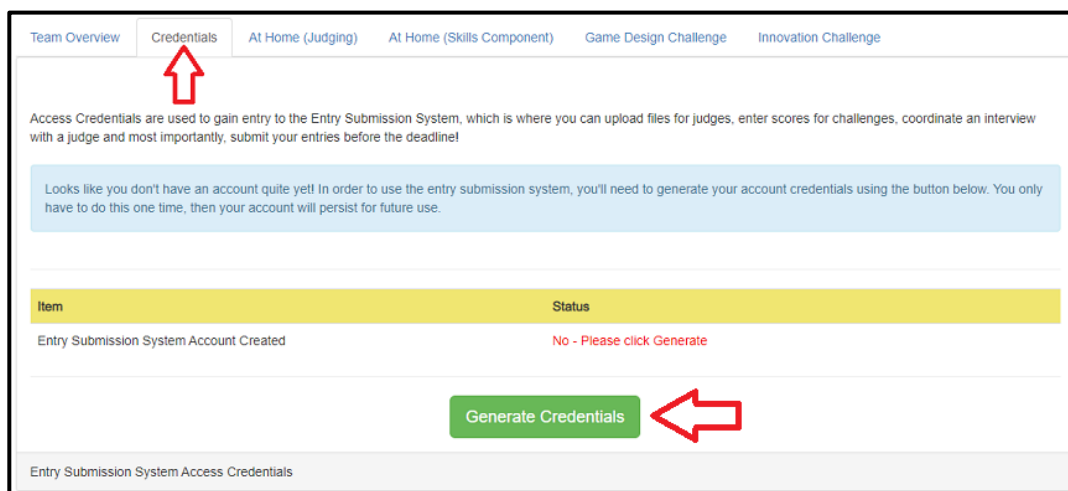
This quick start guide is intended to provide a basic overview of the websites used for the FIRST Robotics Competition 2021 At Home Challenges. There are two primary points of interaction:

1. The **FRC At Home Portal** which is located at [frcathome.org](http://frcathome.org) and is used to select the competitions you wish to participate in (“opt-in”), check your submission status, and get your login credentials for the second system.
2. The **Entry Submission System** which is located at [frcathome.firstinspires.org](http://frcathome.firstinspires.org) and is used to fill in your scores or provide information to judges for competitions you have opted-in to.

Access the FRC At Home Portal first, this is where you retrieve your credentials for the Entry Submission System and select the competitions in which to participate. The FRC At Home Portal requires your team number and access code for entry. Find your access code under “**Payment & Product**” in your Team Dashboard account located at [www.firstinspires.org](http://www.firstinspires.org). This information is entered on the left side of the FRC At Home Portal page, as shown below:

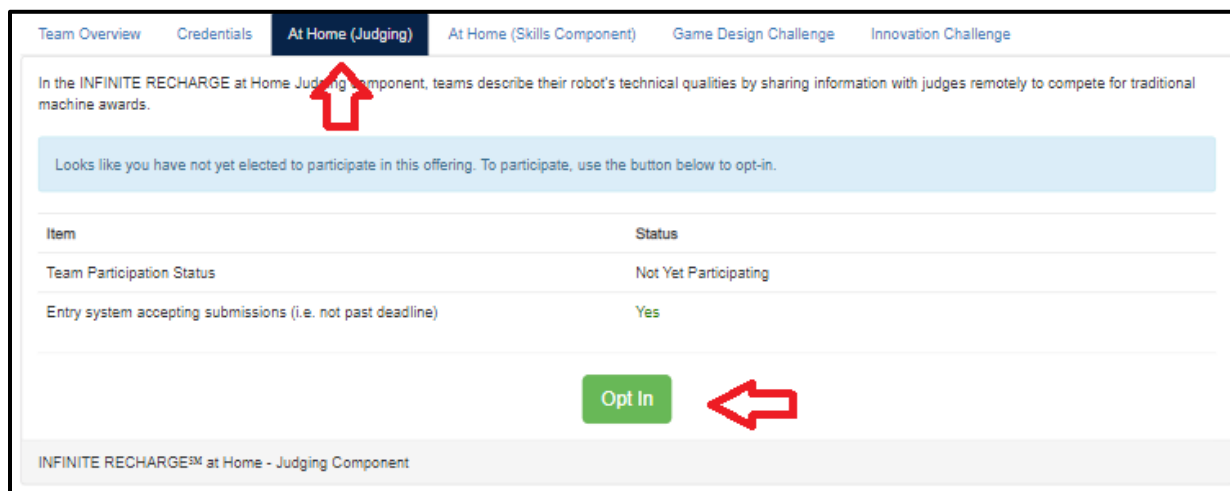
The image shows two side-by-side web forms. The left form is titled "FRC at Home Competitions Portal" and contains a "Team Number" dropdown menu with "9999" selected, an "Access Code" input field, and a "Terms" section with a checkbox and a "Continue >>" button. The right form is titled "Entry Submission System" and contains a blue button labeled "Entry Submission System Access". A red dashed box highlights the FRC At Home Portal form, and a red arrow points from the right towards it.

Upon first login, all competitions show “unavailable”. Select the Credentials tab as shown below.



Click the green “Generate Credentials” button to create your account on the Entry Submission System. Once the process completes, a popup message will be displayed, and the page will reload to show the login information that was generated.

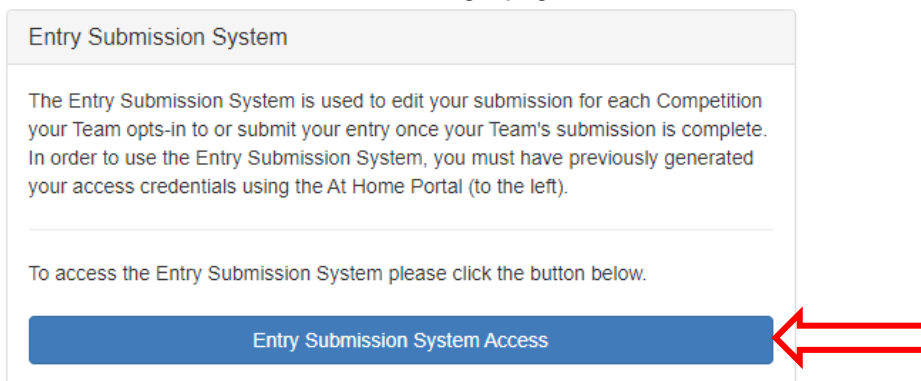
The next step is to opt-in to the competitions. Click the tab of the desired competition and review the offering summary and information provided. Click the green “Opt In” button to participate, be sure to do this (and upload/complete the required data) by the corresponding deadline! An account with credentials generated and ready to opt-in to the Judging component of FRC at Home is shown below:



Repeat this opt-in process for any competitions you wish to participate in at any time up until the deadline.

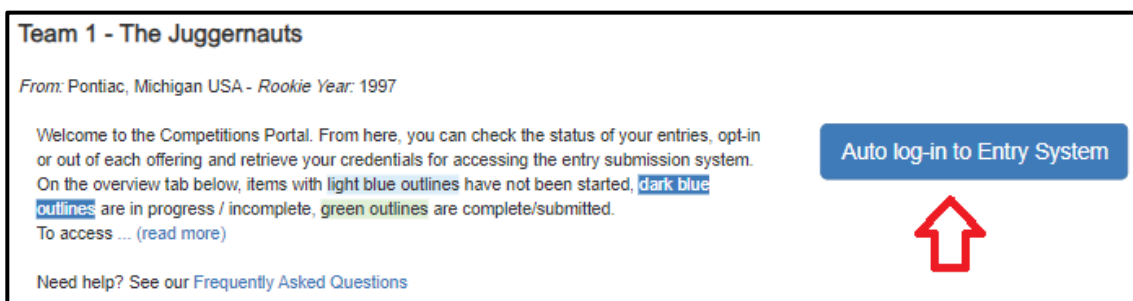
To access the Entry Submission System after credentials have been generated, use one of the following methods:

1. Log in directly at [frcathome.firstinspires.org](http://frcathome.firstinspires.org) using the email, password, and URL shown on the Credentials tab
2. Use the blue button on the FRC At Home Portal login page




3. If already logged into the FRC At Home Portal, click the blue Auto Log-in button on the top right to be automatically signed in and redirected.

Note that because this option does not require remembering your password, forgotten passwords will not result in any deadline extensions



Once logged in to the Entry Submission System, click the entry you wish to edit, and you'll be presented with the questions or upload options associated with that competition. In the example shown below, a team has Opted-In to the Game Design Challenge:

<input type="checkbox"/>	Entry	Chapter	Competition	Status	Updated
<input type="checkbox"/>	FRC-Team0001-GDC-TEST	FIRST Robotics	Game Design Challenge - All Teams	Pending Submission	4 seconds ago 

On the bottom of each entry is a series of buttons:



“Save + next,” “Save + close,” and “Preview” can be used repeatedly as long as the submission deadline has not passed, including to save and return to an entry at a later time for additional editing. Use “Submit and Lock Entry” when your entry is ready to be scored or judged. No further edits can be made once “Submit and Lock Entry” is pressed.

After successful submission, the “Status” column on the Entry Submission System indicates that the submission is “Submitted and Locked”. If it displays “**Pending Submission**” the entry is not done and will not be scored or judged.

Entry	Chapter	Competition	Status	Updated
FRC-Team9917-GDC-TEST	FIRST Robotics	Game Design Challenge - All Teams	Pending Submission	3 days ago
FRC-Team9917-Status-TEST	FIRST Robotics	Team FMS Sync Status	Submitted	4 days ago
FRC-Team9917-SKILL-TEST	FIRST Robotics	Skills Component - All Teams	Submitted and Locked	4 days ago
FRC-Team9917-IRH-TEST	FIRST Robotics	INFINITE RECHARGE at Home - All Teams	Pending Submission	4 days ago

There may be a small delay between the status shown in the Entry Submission System and the status shown on the FRC At Home Portal, this is normal and the FRC At Home Portal should catch up within a few hours.

---

For additional information and commonly asked questions about the FRC At Home Portal and Entry Submission System please visit our FAQ page at: <https://frc-events.firstinspires.org/services/athome/faq>

For technical support with either system send an email to [frcatome@firstinspires.org](mailto:frcatome@firstinspires.org). Please be as descriptive as possible!

[frcatome@firstinspires.org](mailto:frcatome@firstinspires.org) is for technical support only. Rules or season questions sent to this address will not receive an answer.

For Season or Competition rules questions, please use the Team Question & Answer system available at: <https://frc-qa.firstinspires.org/>

---

Good luck and GO TEAMS!